

2018  
SOUTH  
PALM BEACH  
COUNTY  
JEWISH  
COMMUNITY  
STUDY

Boca Raton  
Delray Beach  
Highland Beach

**2018** SOUTH  
PALM BEACH  
COUNTY

Boca Raton  
Delray Beach  
Highland Beach

**JEWISH  
COMMUNITY  
STUDY**

Technical  
Appendices

Matthew Boxer  
Matthew A. Brookner  
Janet Krasner Aronson  
Leonard Saxe

Brandeis University



Cohen Center  
for Modern Jewish Studies



## Table of Contents

Appendix A: Methodology .....	1
Appendix B: Comparison Charts .....	23
Appendix C: Broward County .....	87
Appendix D. Latent Class Analysis.....	88
Appendix E: Codebook .....	94
Appendix F: Study Documentation .....	197
Appendix G: Maps.....	214

## Appendix A: Methodology

### Overview

CMJS/SSRI has developed innovative methods to estimate the size and characteristics of the South Palm Beach County Jewish community. As survey techniques have become more refined, the barriers to reaching respondents have become increasingly difficult to overcome. Researchers typically experience limitations in reaching respondents due to the proliferation of survey research, the prevalence of cell phones, and caller ID/blocking. Low-incidence populations are particularly hard to reach using the traditional method of random digit dialing (RDD) because the likelihood of reaching someone in the target population depends upon the size of that group relative to the population as a whole. To address these barriers, CMJS has utilized a research design that incorporates two innovations:

- Data from an extended sample of email-only respondents
- Use of organizational data to correct for sampling bias

The research design for the South Palm Beach County Jewish Community Study utilizes random sampling from an identified frame, or list, of the known population. Local Jewish organizations provided their own lists. These lists were combined with a purchased list of likely Jewish households within the geographic area and were then deduplicated. The combined list constituted the sampling frame from which a primary random sample of households was drawn. Because this primary sample was a random selection from the overall frame, it is assumed to be representative of the entire frame. For that reason, data collected from the random sample were used to estimate overall population characteristics.

To supplement the primary random sample, a second sample was drawn from a frame consisting of the remaining households who had an email address. Information from these households increased the amount of data available from populations of interest and allowed for more detailed analysis of the characteristics of the community.

### Sampling Frame

The 2018 South Palm Beach County Jewish Community Study implemented a dual-mode Internet and telephone survey to reach year-round and seasonal residents of the South Palm Beach County area. In the absence of an area probability or RDD frame, we built a sampling frame from the combined mailing lists of Jewish organizations in Palm Beach County. The numbers and types of organizations included in the lists are shown in Table A1.

Table A1. Composition of strata

Number	Type	Organization
1	Families with children	12 organization lists
2	Young adults	8 organization lists
3	Synagogues	14 organization lists
4	Other lists	13 organization lists
5	Ethnic names with children	Infogroup (data purchase)
6	Ethnic names without children	Infogroup (data purchase)

In order to find any Jewish-connected households not already known to the organized Jewish community, a list of possible Jewish households was purchased from a commercial data broker, Infogroup, and was added to the sample. This list identifies households based on their geography, and then further restricts households to those with Jewish last names and first names. This list, referred to as the “ethnic names list,” consisted of 27,006 households that were identified as likely to include someone who was Hebrew-speaking or Jewish by ethnicity, ethnic group, or religion, and did not appear on an organization’s list; these households represented the “unaffiliated” Jewish community. The ethnic names list included an indicator whether a household was likely to have children or not. Households that appeared solely on the ethnic names list, and not on any organization’s list, were assigned to separate groupings, called “strata,” based on this indicator.

The organizational and purchased lists were combined, cleaned, and deduplicated to ensure that no unique household appeared on the list more than once. Households without any mailing address were removed from the sampling frame because they could not be fully identified. The combined list-based sampling frame consisted of 116,856 households.

### Sampling Frame Assignment for Simultaneous but Separate Studies

Due to the likelihood that households on organization lists from one section of Palm Beach County (“South” and “Palm”) may actually live in the other, and because a simultaneous but separate study was conducted for the Jewish community in the catchment area of the Jewish Federation of Palm Beach County, the entire county was surveyed at the same time. The section of originating lists was used to develop the sample and weights (see sections the sections on sample design and weighting in this appendix), but survey responses were used for study assignment and analysis. That is, a household originating from a Palm list was sampled into that section of the community, but if the respondent indicated that she lived in South, she was assigned to the South study.

## Sample Design

The sample design for this study accounted for several unique characteristics of the community.

- First, this study was designed as a county-wide survey, conducted in conjunction with a simultaneous but separate study for the Jewish Federation of Palm Beach County. Although the county is divided across the two federation catchment areas, community members participate in organizations outside of their defined catchment area and therefore will appear on lists of organizations in either areas.
- The area includes a large number of part-year residents, some of whom would be listed on organizations' lists under their local Palm Beach County address, and others of whom would be listed under their out-of-area permanent address.
- Some of the participants in South Palm Beach County organizations live in Broward County. The Federation wished to include them in the sample, but not as part of the Federation catchment area population.

To accommodate these characteristics, the households in the sampling frame were divided into three regions based on household ZIP code: South Palm Beach County, including the South Palm Beach County Federation ZIP codes as well as Broward County; Palm Beach County, including the rest of the county as well as Martin County; and outside Florida (Outside), including any US ZIP code outside of Florida. The regional division ensured that the sample would be drawn from both Federation catchment areas as well as seasonal residents whose homes were elsewhere.

Each region was further divided into six strata based on expected characteristics of the household inferred from the household's appearance on organizational lists. The composition of the six strata is shown in Table A2. Households that appeared on multiple lists were placed in the lowest-number strata for which they were eligible; for example, a household appearing on a "families with children" list (stratum 1), a synagogue list (stratum 3), and the Ethnic Names list (stratum 5) would be assigned to stratum 1.

Once the region and strata assignments were made, a primary sample of 29,024 total potential respondents was randomly selected from across each region/strata cell (Table A2). The sampling rate of each stratum was designed to oversample likely Jewish households and likely households with children in order to maximize the representation of those groups within the final sample.

Following selection of the sample, an email-only supplement was identified. This sample frame of 73,663 households for the email supplement included all households in the email sub-strata that were not selected into the primary sample. In all, 29,135 of those households were selected into the email-only supplement.

The combination of the primary sample and the email-only supplement is referred to as the "full sample." The frame described in Table A2 represents the full combined frame and sample for the SPB and PBC studies.

Table A2. List-based sample size by strata

	Stratum 1	Stratum 2	Stratum 3	Stratum 4	Stratum 5	Stratum 6	Total
<b>South Palm Beach County Region</b>							
Frame	11,980	786	2,627	35,546	880	8,524	60,343
Primary	900	400	1,400	4,501	800	4,000	12,001
Supplement	6,642	117	560	10,921	0	0	18,240
<b>Palm Beach County Region</b>							
Frame	1,997	608	1,070	20,262	2,289	15,313	41,539
Primary	900	250	501	4,301	2,277	6,761	14,990
Supplement	703	187	232	7,379	0	0	8,501
<b>Outside Region</b>							
Frame	816	0	423	13,735	0	0	14,974
Primary	120	0	120	1,793	0	0	2,033
Supplement	98	45	88	2,163	0	0	2,394
<b>Total</b>							
Frame	14,793	1,394	4,120	69,543	3,169	23,837	116,856
Primary	1,920	650	2,021	10,595	3,077	10,761	29,024
Supplement	7,443	349	880	20,463	0	0	29,135

### Survey Instrument and Data Collection

The survey instrument was designed in collaboration with the advisory committee convened by the Jewish Federation of South Palm Beach County. The questions were crafted to minimize potential bias and any burden on respondents. Where possible, questions, language, and definitions were adopted from previously published Jewish community survey questionnaires, allowing for greater confidence in their reliability.

The questionnaire was divided into two parts, a screener and the survey itself. The screener section was asked of all respondents to determine eligibility. Any household in the sample was considered eligible if it contained at least one adult aged 18 or older who lived in Palm Beach County, Broward County, or Martin County for at least part of the year and considered him- or herself to be Jewish. A total of 5,765 households in the primary sample completed the screener and of those, 4,667 were screened into the survey.

The second part of the screener asked if qualified respondents lived in Boca Raton, Delray Beach, or Highland Beach (the catchment area of the Jewish Federation of South Palm Beach County) or Broward County. Respondents in those areas were eligible for the South Palm Beach County survey.



Qualifying households proceeded to the main survey, which included sections on basic sociodemographic information, engagement in Jewish life, and perceptions of various aspects of Jewish communal life in South Palm Beach County. In order to minimize the burden on respondents, a series of complex skip patterns (“branching”) were created to ensure that respondents were only asked questions that pertained to their specific life situation or experience. The online survey took between 20-30 minutes to complete. Respondents completing the survey over the telephone usually completed it in 25-40 minutes. However, the amount of time required to complete the survey varied depending on household composition and the degree of detail respondents were willing to offer for open-ended questions.

The survey and CATI interface were programmed by the Survey Research Division of the Social Development Research Group at the University of Washington. Two modes of data collection were utilized: online and telephone. The online and telephone instruments were identical – when a survey was completed over the phone, the telephone interviewer would fill out the online version.

The survey instrument is presented in the form of a codebook in Appendix E.

### Field Procedures

Prenotification letters were mailed to the primary sample of 29,024 households on January 16, 2018. These letters explained the purpose of the survey and provided each household with a unique link to complete the survey independently online. Households for which one or more e-mail addresses were available also received these letters electronically on January 16, 2018. A sample of the prenotification letter is shown in Appendix F. A survey invitation was sent to one email address for each household. If email messages “bounced” or were undeliverable, another email address from the same household was substituted if available.

After one week, households that had not completed the survey were contacted by telephone. The primary goal of telephone contact was to administer the survey over the phone if the respondent was unable or unwilling to complete the survey online, or if the respondent simply preferred to complete the survey over the phone. If the respondent was unwilling to complete the survey over the phone at the time of the call, he or she was asked for a better time to be called again or for an email address to re-send the link to the survey online. Systematic respondent selection did not take place. The first adult reached in the household was interviewed. Calling began on January 18, 2018, starting with the households for which phone numbers were available but email addresses were not. Calling concluded on April 23, 2018. Seven email reminders were sent for all non-completed surveys on January 30, February 13, February 26, March 12, March 27, April 16, and April 30.

Data collection was conducted and supervised by the SRD. The SRD was responsible for selecting and training callers, supervising and monitoring calling, tracking dispositions, and sending email reminders. Interviewers and supervisors were trained in survey procedures for

this specific project, including the study's sponsor, target population, and eligibility criteria; the survey instrument; pronunciation of Hebrew and Yiddish words; and entering open-ended responses.

In addition to survey-specific training, interviewers also receive general training in telephone procedures and interviewing techniques. Only interviewers who had undergone this basic training worked on the project. Interviewers were provided with paper sheets with frequently asked questions and pronunciation guides, names of Jewish organizations and congregations, and background information on selected concepts.

Callers made up to five attempts to reach all households in the primary sample who did not complete the survey online in response to email requests or who did not have email addresses. The maximum number of attempts for any one case (across all phone numbers) was 185. Callers offered to conduct survey interviews over the telephone or, if requested, to send the household members their unique link to complete the survey online at their convenience.

Households were contacted repeatedly at different days and times to determine whether available contact information was correct. Households whose available contact information was confirmed to be outdated, who had no contact information, and those for whom the status was uncertain were searched in online public records databases to find updated information. CMJS research assistants searched for additional contact information and added phone numbers to the calling list as they were identified.

The supplementary sample was conducted as an email-only survey that was not accompanied by prenotification letters or phone calls. The survey instrument for the email sample was identical to the one used for the primary sample. Email invitations were sent to the 29,135 households in the email supplement on January 19, with eight reminders on for non-completed surveys on January 28, February 8, February 21, March 7, March 19, April 12, April 25, and April 29. Data collection ended on May 7, 2018. A cleaned dataset was prepared by the SRD.

## Data Outcomes

In the overall primary sample, 3,984 households completed the screener, with 2,946 screening in and 1,038 screening out (Table A3). The overall response rate was 22.7% for the primary sample (AAPOR RR3). For the combined list-based sample (primary plus supplement), 5,765 households completed the screener, and of those, 4,667 were screened into the full survey (Table A4). The overall response rate was 15.0% (AAPOR RR3).



Table A3. Outcome rates by strata for overall primary sample (AAPOR)

Strata	Sample Size	Screened In	Screened Out	Response Rate 4	Refusal Rate 2	Cooperate Rate 1	Contact Rate 2
Families with children	1,920	428	82	35.4%	22.9%	50.9%	58.5%
Young adults	650	138	18	35.8%	21.2%	43.7%	57.3%
Synagogues	2,021	641	25	40.3%	27.8%	52.1%	68.2%
Other lists	10,595	1,207	381	29.4%	23.1%	35.4%	53.0%
Ethnic names with children	3,077	95	155	11.1%	9.5%	44.4%	20.7%
Ethnic names without Children	10,761	437	377	12.5%	11.8%	38.0%	24.5%
Total	29,024	2,946	1,038	22.7%	17.7%	40.5%	40.7%

Table A4. Overall outcome rates by sample type

Strata	Sample Size	Screened In	Screened Out	Response Rate 4	Refusal Rate 2	Cooperate Rate 1	Contact Rate 2
Primary	29,024	2,946	1,038	22.7%	17.7%	40.5%	40.7%
Supplement	29,135	1,721	60	6.6%	0.9%	81.7%	7.5%
Total	58,159	4,667	1,098	15.0%	9.2%	48.0%	24.4%

A total of 2,561 respondents indicated they lived in a Jewish household in Boca Raton, Delray Beach, Highland Beach, or Broward County, and thereby screened into the South Palm Beach County survey. Eleven respondents were initially screened into the survey but after inspection of responses were determined to include no Jewish adults or that the adults were Messianic Jews and therefore ineligible for the survey.<sup>1</sup> An additional 152 respondents screened into the survey but did not complete the household roster, and so were not included in analyses. The final sample consisted of 2,398 households, including 2,118 in South Palm Beach County (Table A5).

Table A5. South Palm Beach County by sample type

	Primary	Supplement	Total
Eligible households	1,370	1,028	2,398
Boca Raton/Delray Beach/Highland Beach	1,201	917	2,118
Broward County	169	111	280
Ineligible households	937	86	1,023
Screen out	459	38	497
Incomplete	347	16	363
Reclassified screened out	131	32	163
Total	2,307	1,114	3,421

In the primary sample, 1,912 households completed the screener and branched into the South Palm Beach County survey; of those, 1,453 were screened into the full survey (of which 1,201 were Jewish households that provided enough data for analysis). For the combined list-based sample (primary plus supplement), 3,058 households completed the screener, and of those, 2,561 were screened into the full survey (of which 2,118 were Jewish households that provided enough data for analysis).

### SSRI Data Synthesis for Population Estimates

Since 2005, the Steinhardt Social Research Institute has identified and collected hundreds of data sources, primarily population surveys, that could be used to develop estimates of the Jewish population. These data are used to provide an independent, external reference on the basic demographic profile of the population, including national- and state-level population counts and distributions by age and education. This population profile serves as a point of reference for the community as a whole and for those who conduct targeted surveys of the population and have no frame of reference for evaluating the representativeness of their sample survey. Details of the methods are reported elsewhere.<sup>2</sup>

The data synthesis method demonstrates how an auxiliary data source can be constructed to provide independent, census-like estimates of the size and characteristics of the adult Jewish by religion (JBR) population in the United States at the county level.<sup>3</sup> These county-level estimates of the adult JBR population may then be used to generate new post-stratification weights. These new post-stratification weights are then applied to the targeted study of the Palm Beach County, Florida Jewish population.

It is important to note that a significant part of this presentation is predicated on the understanding that estimates developed through the SSRI data synthesis approach use hundreds of representative samples of adults in the target area. In comparison, targeted studies, including the Palm Beach County, Florida Jewish community study, employ a standard approach among survey research generally. In the latter example, estimates observed in a single survey presume to represent the true population based on a hypothetical—that if the survey were repeated, 95 out of 100 times the survey would yield an estimate within the 95% confidence interval observed in the survey. However, these repeated surveys are never actually done. Rather than rely on the hypothetical, the SSRI data synthesis approach directly estimates what the data look like across actually observed repeated independent samples. The approach is very different than simply pooling or aggregating multiple surveys.<sup>4</sup> One important distinction is that variation in survey level characteristics can be modeled and controlled for across samples. A recent analysis of the data synthesis method has demonstrated its validity for estimating small religious populations.<sup>5</sup>

### ***Summary of Data***

The full sample of surveys in the SSRI database currently spans the years 2000 to 2016, with an additional sample of surveys from 1988 to 1992, for a total of more than 950 independent samples and a total combined sample size of more than 1,200,000 respondents, of whom over 61,800 identify as Jewish by religion. The present report is based on the most recent data subset to counties within the state of Florida, from the years 2010 to 2016.<sup>6</sup> This subset consists of 188 samples with 16,215 respondents of whom 652 identifies as Jewish by religion. The subset includes 1,116 respondents from Palm Beach and Martin counties, of whom 177 identify as Jewish by religion.

Samples include those conducted as part of a series, such as the General Social Survey (GSS), a National Science Foundation study, which has been conducted biennially since 2000,<sup>7</sup> the American National Election Studies, and the survey of Religion and Public Life conducted annually by the Pew Forum on Religion and Public Life. In addition, the sample includes surveys conducted regularly by major news organizations (ABC, CBS, NBC), and a number of independent studies, such as the Baylor Religion Survey,<sup>8</sup> and the Panel Study on Religion & Ethnicity.<sup>9</sup> Where a single survey may have included multiple sampling methods or frames (e.g., landline versus cellphone), each is treated as a separate independent sample, with unique identifiers to indicate series membership.<sup>10</sup> For surveys that included over-samples, only the representative portion of the samples were included in the analyses unless the over-samples were of groups estimated directly in the population models – for example, age or race – in which case the over-sample contributed only to estimation of that particular group.

About half of the surveys (49%) were standard RDD telephone surveys. Forty-nine percent were cell phone surveys and approximately 2% were in-person interviews, mail or other (e.g., WebTV/PC). Landline surveys account for 63% of the cases, and cell phone surveys account for 37% of the cases. Cell phone surveys are typically included as an additional independent sample collected along with a landline sample. This is done because it improves estimation of particular demographic groups that tend to be under-represented in landline samples, such as younger and less affluent groups.<sup>11</sup> Given the different methods of selection for landline and cell-phone surveys, we treated each as separate independent samples in the analyses.

All of the surveys provide data on those who identify as Jewish by religion (JBR), which is the largest proportion of the Jewish population and therefore serves as the baseline group for generating population estimates. A smaller number of surveys include assessment of religious upbringing or parents' religious/ethnic identification, or non-religious Jewish identification (for instance, "Do you consider yourself Jewish?") in addition to current religious affiliation.<sup>12</sup> Often the religious identification question is asked as "What is your religion? Is it Protestant, Roman Catholic, Jewish, something else, or no religion?" Nearly all include Jewish as one of the discrete options. An increasing number of surveys provide no discrete options and ask simply, "What is your religion, if any?" and record all self-generated responses to the question. Question

wording is recorded in order to examine whether there are differences in Jewish population estimates across the surveys. Overall, 8% of surveys asked an open-ended religious identification question while 92% asked closed ended questions. Most of the surveys (90%) specifically included a “no religion” option (none, non-religious, atheist, or agnostic). Recent research has suggested that the inclusion of none as a specific option increases the proportion of those who identify as “no religion.”<sup>13</sup> Given that a substantial proportion (up to 25%) of the national Jewish population might identify as no religion when asked about religion, this aspect of question wording was also recorded to see if it is also associated with lower estimates of Jewish identification by religion, and if higher proportions identifying as “no religion” is associated with lower estimated proportions of Jewish identification overall.

### ***Modeling***

The full post-stratification model specification included fixed effects for demographic and geographic (county/county group) variables and random effects for cluster. Covariates in the model include basic demographic variables (age, race, sex, and education). These mirror the categories used in the national data synthesis model. Race was represented by four categories; age as seven; education as two; and sex as two. Geographic variables were also included to account for variability in Jewish population density at the county/county group level.

### ***Palm Beach County Population Estimates***

Results from the model provide overall population estimates as well as estimates of the distribution of Jews by demographic groupings (age, race, county, etc.). The latter is critical for understanding the characteristics of the population, for evaluating external data, and for providing the basis of weighting for targeted local studies.

The overall estimate of the Palm Beach county adult population who identify as Jewish by religion is 13.1% (95% CI: 11.3%-14.8%), corresponding to 149,400 adults (95% CI: 129,500 to 168,900; See Table A6). Distributions within the Jewish population varied by age, education, race.

The overall estimate of Palm Beach and Martin counties combined adult population who identify as Jewish by religion is 12% (95% CI: 10.4%-13.6%), corresponding to 153,200 adults (95% CI: 132,200 to 173,200; See Table A7). Distributions within the Jewish population varied by age, education, gender, and race.

Table A6: 2010 to 2016 Palm Beach County population model: Adult Jewish population by religion estimates based to Census Population Estimates Program 2016<sup>a</sup>

	Palm Beach Adults		Jewish Adults			
	Population	Pct	Percentage of Adults (CI)	Population	Lower Bound	Upper Bound
Total All Groups	1,142,152		(11.3, 14.8)	149,400	129,500	168,900
Age						
18-24 years	103,399	9.1	11.2 (8.1, 14.9)	11,600	8,300	15,400
25-34 years	169,633	14.9	6.5 (4.5, 8.9)	11,000	7,700	15,100
35-44 years	162,522	14.2	9.4 (6.8, 12.3)	15,200	11,000	20,000
45-54 years	190,429	16.7	11.6 (9, 14.5)	22,100	17,200	27,500
55-64 years	186,520	16.3	(12.8, 18.4)	29,000	23,800	34,200
65-79 years	221,567	19.4	(14.7, 20.1)	38,400	32,500	44,500
80+ years	108,082	9.5	(16.3, 24.5)	22,000	17,600	26,400
Education						
Non-College	784,335	68.7	9.4 (7.9, 11)	73,800	61,700	86,100
College Grad	357,817	31.3	21.1 (18.3, 24)	75,500	65,600	85,700
Sex						
Male	544,868	47.7	(10.7, 14.5)	68,600	58,500	79,000
Female	597,284	52.3	(11.6, 15.5)	80,700	69,100	92,400
Race						
Non-Hisp. White	726,767	63.6	(16.6, 21.7)	139,400	120,600	157,900
Non-Hisp. Black	172,536	15.1	1.1 (0.4, 2.2)	1,900	800	3,800
Hispanic	202,563	17.7	2.7 (1.8, 3.9)	5,500	3,600	8,000
Non-Hisp. Other	40,286	3.5	6.3 (3.3, 9.9)	2,500	1,300	4,000

Notes: a) Source: Census Population Estimates Program, 2016. Adjustment for education made using ACS 2016 and post-stratified for household population using 2010 Census.

Table A7: 2010 to 2016 Palm Beach and Martin Counties population model: Adult Jewish population by religion estimates based to Census Population Estimates Program 2016 <sup>a</sup>

	Palm Beach and Martin Adults			Jewish Adults			
	Population	Pct	Percentage of Adults (CI)		Population	Lower Bound	Upper Bound
Total All Groups	1,270,576		12.1	(10.4, 13.6)	153,200	132,200	173,200
Age							
18-24 years	112,968	8.9	10.3 (7.1, 13.7)		11,600	8,100	15,500
25-34 years	183,225	14.4	5.7 (3.9, 7.8)		10,500	7,200	14,300
35-44 years	176,494	13.9	8.4 (5.9, 11)		14,900	10,400	19,400
45-54 years	210,567	16.6	10.7 (8.5, 13.1)		22,500	17,800	27,600
55-64 years	210,795	16.6	14.3 (12, 17)		30,200	25,400	35,900
65-79 years	253,979	20.0	(13.8, 16.0 18.5)		40,700	35,100	46,900
80+ years	122,549	9.6	(14.9, 18.5 22.4)		22,700	18,200	27,400
Education							
Non-College	874,170	68.8	8.7 (7.3, 10.2)		75,700	63,700	89,100
College Grad	396,406	31.2	(16.8, 19.5 22.2)		77,500	66,700	88,100
Sex							
Male	607,778	47.8	11.6 (9.9, 13.5)		70,800	60,000	82,200
Female	662,798	52.2	(10.6, 12.4 14.3)		82,400	70,300	94,900
Race							
Non-Hisp. White	835,360	65.7	(14.8, 17.3 19.5)		143,900	123,800	162,800
Non-Hisp. Black	178,124	14.0	1.0 (0.4, 1.9)		1,800	700	3,400
Hispanic	214,131	16.9	2.4 (1.5, 3.4)		5,100	3,300	7,400
Non-Hisp. Other	42,961	3.4	5.6 (3.1, 8.8)		2,400	1,300	3,800

Notes: a) Source: Census Population Estimates Program, 2016. Adjustment for education made using ACS 2016 and post-stratified for household population using 2010 Census.

### Estimating the number of JNRs (Jews of no religion)

The next step in estimating the size of the adult Jewish population was to estimate the number of adult JNRs. Estimates of the number of JNRs are not directly available from the data synthesis and must be approximated from other sources. We used a ratio of JNRs to JBRs derived from the Pew study of American Jews. Because there were too few JNR respondents in Pew from Palm Beach County, we used a pooled ratio from Palm Beach, Martin, Broward, and Miami-Dade counties.

The resulting target estimates for JBR and JNR adults are shown in Table A8. The resulting proportion of JNRs to total Jewish adults was 0.20.

Table A8: JBR and JNR targets for postestimation

	JBR Adults	JNR Adults	Total
Palm Beach and Martin Counties	153,200	39,010	192,210

### Estimating the South Palm Beach County Federation Catchment Area population

Determination of the distribution of the Jewish population was based on projected population shares derived from the 2005 studies and United States Census Bureau data. We employed eight population projection methods<sup>14</sup> – simple linear, simple geometric, constant-share, shift-share, growth-share, linear regression, second-order polynomial, and third-order polynomial models – to determine which models projected the least error in growth of the non-Hispanic white, college-educated population aged 25 or older in Palm Beach County, relative to the full population of the county. Although an imperfect proxy, this population is frequently the closest analog to the adult Jewish community in Census data.

Population estimates for every year available between 2005 and 2016 were collected, with the population projected forward from 2005 to 2016, using each available estimate from 2005 through 2015 in each model to predict the 2016 population. The population was then projected forward again to 2018, using the annual rate of growth described by each model, as estimates for the current population. For South Palm Beach County, the linear regression model yielded an absolute percent error for the 2016 estimate of 0.43%. For the remainder of Palm Beach County, the third-order polynomial regression model yielded an absolute percent error of 0.62%. The model that yielded the lowest error rate across the entire county was constant-share; the absolute percent error was 1.68%. We also considered a model using linear regression in South Palm Beach County and third-order polynomial regression in the rest of the county.

Regardless of which model was used, when the annual growth rates predicted by the models were applied to the Jewish population estimates from 2005 and projected forward, the



projected share of the Jewish population of the county that resided in South Palm Beach County in 2018 was between 48.27% and 51.65%.

These estimates were verified after completion of the first round of weighting (see section 8) as the estimated year-round Jewish adult population fell within the boundaries suggested by the projection models (Table A9).

**Table A9: South Palm Beach County population projections and estimate**

	Lowest projected estimate	Weighted share	Highest projected estimate
South Palm Beach County year-round Jewish adult population	92,900	96,300	99,400

## Weighting

### *Overview of weighting procedures used*

The purpose of developing survey weights for the sample is to adjust the survey data so that they will represent the population from which they were drawn. This is done in two ways: base weights, which are based on sample design, and poststratification weights, which are adjustments to external benchmarks.

For base weights, the data are adjusted to match the sampling frame by calculating the strata-specific probabilities of selection into the sample and rates of response. By selectively adjusting weights upward (for respondents from strata in which households were less likely to be selected or to respond) and downward (for respondents from strata in which households were more likely to be selected or to respond), the resulting weights adjust the data to match the frame from which they were drawn.

Poststratification, the second phase of weighting, adjusts the data to match known population parameters. In this case, the known parameters that were utilized were the Enhanced RDD estimates of the JBR adult population and their age distribution, and the JNR estimate, as described in the previous section. The number of children currently enrolled in Jewish day schools and part-time schools and the number of synagogue members are provided by local organizations. After applying the base weights, the sample is adjusted again to match these parameters. This step yields the primary sample weights for households and respondents.

The weighted primary sample was used to estimate the size of the adult population for multiple categories of religious identity as well as the distribution of Jewish denominational affiliation.

For the supplemental sample, base weights were calculated for the email portion of the frame based on differential probability of selection and response. After applying base weights,

poststratification weights were calculated to adjust the full sample to the JBR and age estimates from data synthesis, the number of children in day school, as well as the JNR estimate and denominational affiliation calculated from the primary sample.

At the end of the process, a datafile was created with one record per household. In this file, each record has four weights:

- 1) wtprimhh: the weight of the household for the primary sample
- 2) wtfullhh: the weight of the household for the full sample
- 3) wtprimresp: the respondent's individual weight for the primary sample
- 4) wtfullresp: the respondent's individual weight for the full sample

### ***Design and base weights***

Base weights were calculated separately for the primary sample and the full sample. Base weights are calculated as the product of the design weight (inverse of the probability of selection into the sample) and the nonresponse weight (inverse of the probability of responding after being selected into the sample).

For the primary sample, data were weighted separately within each sub-stratum by the probability of selection into the sample (design weights) and nonresponse. To calculate the design weight, the preliminary frame size was adjusted to account for the presumed ineligibility of a proportion of the households in the sample frame. Ineligible households identified during the data collection period of the survey are those households that are found to be duplicates, deceased, or infirm.

The adjusted frame size for each stratum was calculated as:

Adjusted frame size = Frame size × (Number eligible households ÷ Number selected households)

The design weight for each stratum was calculated as:

Design weight = Adjusted frame size ÷ Number eligible households

Respondents were those who partially or fully completed the survey. Partial surveys were those in which the screening data were completed (whether the respondent was screened in or out). The nonresponse weight for each stratum was calculated as:

Nonresponse weight = Number eligible households ÷ Number respondent households

The base weight is calculated by multiplying the design weight by the nonresponse weight:

Base weight = Design weight × Nonresponse weight

## ***Poststratification***

In order to adjust the sample to account for the known population of Jews in the Palm Beach County area, the process of poststratification was used.<sup>15</sup>

In order to adjust to the number of JBR adults, the survey data were reviewed based on responses to religion questions for each adult in the household. Each adult received a preliminary designation of Jewish by religion (JBR), Jewish not by religion (JNR), Jews of multiple religions (JMR), Jewish background (JB), Jewish affinity (JA), or not Jewish. All households with no JBR, JNR, or JMR adults were classified as non-Jewish and reclassified as screened out of the sample.

The first stage of the poststratification was conducted on an individual rather than a household level.<sup>16</sup> The file was converted to an individual-level file with one record created for each adult in the household. The weights of the individual records initially were set at the weights of the household record, resulting in a total weight that added up to the number of individuals rather than the number of households.

The individual records were poststratified to match the JBR and JNR counts of year-round residents, who were defined as living in Palm Beach County for 8 or more months of the year, to comport with the last community study. Individuals in the data file who were JNR or JMR were adjusted to the JNR estimates. The ages and genders of the JBR adults were adjusted to match the JBR age estimates by geography, while JBR educational attainment was adjusted for the overall regional estimate. The ages of the JNR adults were adjusted to match the age distribution of JNR adults in the Pew study. Other characteristics of JNRs, and all of non-Jewish adults, were derived from the base weights.

The result of this step were *interim individual* poststratification weights for each individual adult. Because further poststratification weights were conducted at the household level, the *interim individual weights* were converted to preliminary household weights by taking the mean of all of the individual poststratified weights for all adults in the household for the respondent record.<sup>17</sup> All records for non-respondents were dropped.

## ***Poststratifying to known parameters***

The second stage of postestimation applied to households rather than individuals. At this stage, we further poststratified the sample using known parameters of the Jewish community: day school enrollment, part-time school enrollment, pre-school enrollment, synagogue membership, and donating to a local Jewish federation. To make use of these numbers, the education enrollment numbers needed to be converted to a number of households that they each represented.

Local schools provided estimates of 2,100 children enrolled in Jewish day schools, 2,900 in Jewish part-time schools, and 1,650 children in Jewish early childhood centers. To use this

estimate for individual adult weights, we estimated the number of households that this represented and the number of adults in those households.

For each household, we categorized it as a day school household if any children were enrolled in day school and a part-time household if any children were enrolled in part-time school. We coded synagogue households if they were members of an Orthodox, Conservative, or Reform “brick and mortar” synagogue. Households that said they donated to a local Jewish Federation within the past year were coded as donors.

For households that had any children in school we estimated:

Mean (weighted) day school (DS) students per DS household  
 Mean (weighted) part-time school (PT) students per PT household  
 Mean (weighted) early childhood school (EC) students per EC household

To estimate households, we used the following formula:

DS household count = (DS students total ÷ mean DS students per household)  
 PT household count = (PT students total ÷ mean PT students per household)  
 EC household count = (EC students total ÷ mean EC students per household)

For synagogue households, membership estimates provided by the synagogues in the region indicated that there were 3,300 households belonging to Orthodox synagogues, 4,600 to Conservative, and 5,600 to Reform synagogues.

The local federations provided a figure of 10,662 annual campaign donors.

The last stage of the poststratification of the primary sample was to adjust the number of households to match the early childhood households, day school households, part-time school households, denominational synagogue households, and federation donor households. The results of this step yielded the *primary household weight*.

### ***Respondent weights: South Palm Beach County only***

At this stage, the South Palm Beach County dataset was split off from the entire weighting data file.

Weights for individual respondents, *primary respondent weights*, were created for analysis of individual level characteristics. Respondents were poststratified to represent all adults in the population.

Using the *primary household weights*, estimates were generated for the total number of adults for the following parameters:

- Jewish type (JBR, JNR, JMR) or non-Jewish
- Seasonality
- Age and gender
- Jewish denomination (Orthodox, Conservative, Reform, Other, None)
- Adults in day school household
- Adults in part-time school household
- Adults in early childhood school household
- Adults in synagogue (Orthodox, Conservative, Reform, No specific denomination)
- Adults in federation donor households
- Geography

The starting weight for the respondent poststratification was the *interim individual weight* for the respondent. This was poststratified using the parameters listed above to yield the *primary respondent weight*.

### ***Weights for the full sample***

For the full sample, base weights were calculated differently than for the primary sample but the poststratification processes were similar. The full sample was a combination of the primary and supplementary (email-only) samples. All list-based households in the frame were eligible to be selected into the primary sample, but only households with email addresses could be selected into the supplement. Furthermore, households in the supplement received a lower level of effort than did those in the primary, resulting in different probabilities of response.

The full frame was divided conceptually into an email and a non-email frame (the list-based frame). All households from the list-based frame with email addresses were assigned into the email frame. For households without email addresses, the base weight was calculated identically to the way it was for the primary sample.

For households with email addresses, households were considered to have been selected into the full sample if they were in the primary or the supplement.

### ***Base weights for primary and supplement***

The design weight for each email stratum was calculated as:

$$\text{Design weight} = \frac{\text{Email frame size}}{(\text{primary email sample} + \text{supplement email sample})}$$

The probability of response depended on the level of effort so was different for primary and supplement subsets.

Nonresponse weight, email primary =  
 Primary email sample ÷ Primary email respondents

Nonresponse weight, email supplement =  
 Supplement email sample ÷ Supplement email respondents

The base weight is calculated by multiplying the design weight by the nonresponse weight:

Base weight =  
 Design weight × Nonresponse weight

### ***Poststratification of full sample***

Poststratification of the full sample was conducted in the same way as for the primary sample, as described above. However, all poststratification targets for the full sample were the estimates generated from the primary sample only.

## **Final Population Estimates**

### ***Estimating the number of seasonal residents***

An assessment of city records of housing stock and estimates of seasonal residents compared with Census figures for total population revealed that many seasonal residents were not included in the cross-survey synthesis. This was expected; because seasonal residents are living elsewhere for part of the year, there is a non-zero probability that if they had been surveyed, it would have been while they were living in the location of their other residences. Using definitions determined in consultation with the Federation, any household that indicated it resided in South Palm Beach County for at least eight months out of the year was included with the year-round residents and weighted to the cross-survey synthesis estimates.

Households that indicated they lived in the area for four to seven months out of the year were estimated separately and added to the total number of adults. The number of seasonal households was calculated from the ratio of year-round to seasonal households derived from the base weights. This added 20,568 Jewish adults to the population estimates.

### ***Precise Population Estimates with Confidence Intervals***

Population numbers presented in the report were rounded so as to avoid overprecision – that is, the misleading implication that our estimates are correct down to the single digit.

The precise population estimates with 95% confidence intervals are shown in Table A10. For example, the best estimate of the total Jewish population is 134,156 people. Given the size of the sample and possible sampling and non-response error, we can be 95% confident that the true value lies somewhere between 116,984 people and 151,328 people.

Table A10. Population estimates with confidence intervals shown

	Estimate	Lower bound	Upper bound
Total Jews	134,156	116,984	151,328
Adults	134,429	117,331	151,527
Jewish	116,875	103,936	129,815
Non-Jewish	17,554	10,210	24,898
Children	21,479	14,271	28,688
Jewish	17,281	10,830	23,732
Non-Jewish	4,198	1,069	7,327
Total people	155,908	133,510	178,307
Total households	69,006	62,328	75,683

### Analysis

All analyses were completed using statistical software Stata, version 15. Unless otherwise noted, all analyses were restricted to Jewish households (in which at least one adult was Jewish) as well as individual Jewish adults and Jewish children who were specifically identified by respondents as being Jewish. Analysis of characteristics of the entire population were based only on the primary sample with appropriate weights applied. All analyses of subgroups or subsets of the population were conducted using the full sample with appropriate weights applied. One exception to this rule is in Table 6.2 in the report, where the values in the Chabad column are all derived from the primary sample.

### Margin of Error

Many studies report a margin of error instead of reporting confidence intervals. The margin of error is the 95% confidence interval that would be expected if ALL survey respondents had answered a question; if there were only two response choices; if about half gave each response; and if the survey design had used a simple random sample. Given these conditions, the margin of error is dependent solely on the sample size and population size. Furthermore, the margin of error is only applicable to percentages, not to totals or means.

In our sample, with 1,201 respondents in the primary sample, the margin of error would have been  $\pm 2.8\%$  if we had used a simple random sample. Using our stratified random sample design increases the margin of error to about  $\pm 5\%$ .



## Residents of Broward County

In addition to the primary and full sample described here, a survey of 280 residents of Broward County were completed with individuals found on South Palm Beach County Jewish organizational lists. These households were analyzed separately from the rest of the sample, using only base weights. The Broward surveys included 169 Jewish households from the primary sample and 111 from the supplement.

## Bias and Limitations

Every effort to create a representative sample was made in order to prevent bias or, where bias was unavoidable, to identify and reduce it. Nevertheless, some groups are particularly likely to be underrepresented in the sample. Most significant among these are unaffiliated Jews (including new residents and intermarried families) and young adult Jews. Young adult Jews are also likely undercounted for other reasons. Young adults in general are notoriously difficult to reach for telephone surveys, in part due to the increasing rate of cell phone-only households and in part because they tend to move more frequently than older adults; both conditions render young adults harder to track.

Newcomers who are not known to the community are very likely undercounted, though they may have appeared on the ethnic names list. Interfaith families may also be underrepresented to the extent that they are unaffiliated and reside in households with directory listings that do not fit the selected ethnic name parameters.

---

<sup>1</sup> Messianic Jews claim Jewish identity, but their claim is typically rejected by the vast majority of the Jewish community. Respondents who identified as Messianic Jews in this study were treated as non-Jews.

<sup>2</sup> Saxe, L., & Tighe, E. 2013. Estimating and understanding the Jewish population in the United States. *Contemporary Jewry*, 33, 43-62; Tighe, E., Livert, D., Barnett, M., & Saxe, L. 2010. Cross-survey analysis to estimate low-incidence religious groups. *Sociological Methods & Research*, 39, 56-82; Tighe, E., Saxe, L., Kadushin, C., Magidin de Kramer, R., Nursahedov, B., Aronson, J., & Cherny, L. 2011. *Estimating the Jewish population of the United States: 2000-2010*. Waltham, MA: Steinhardt Social Research Institute, Brandeis University; Tighe, E., Saxe, L., Magidin de Kramer, R., & Parmer, D. 2013. *American Jewish population estimates: 2012*. Waltham, MA: Steinhardt Social Research Institute, Brandeis University.

<sup>3</sup> Tighe et al., *American Jewish population estimates: 2012*.

<sup>4</sup> cf. Hartman, H., & Sheskin, I.M. 2012. The relationship of Jewish community contexts and Jewish identity: A 22-community study. *Contemporary Jewry*, 32, 237-283.

<sup>5</sup> Magidin de Kramer, R., Tighe, E., Saxe, L., & Parmer, D. 2018. Assessing the Validity of Data Synthesis Methods to Estimate Religious Populations. *Journal for the Scientific Study of Religion*, 1-15.

<sup>6</sup> For a description of search strategies used to identify surveys and inclusion criteria, see Tighe et al., 2010, 2011.

---

<sup>7</sup> Smith, T.W., Marsden, P.V., & Hout, M. 2011. General Social Survey, 1972-2010 [cumulative file]. ICPSR31521-v1. Storrs, CT, and Ann Arbor, MI: Roper Center for Public Opinion Research, University of Connecticut, and Inter-university Consortium for Political and Social Research [distributors].

<sup>8</sup> Baylor Institute for Studies of Religion. 2007. *The Baylor Religion Survey, Wave II*. Waco, TX: Baylor Institute for Studies of Religion, Baylor University.

<sup>9</sup> Emerson, M.O., Sikkink, D., & James, A.D. 2010. The Panel Study on American Religion and Ethnicity: Background, methods, and selected results. *Journal for the Scientific Study of Religion*, 49, 162-171.

<sup>10</sup> Series identification is included in the dataset to be able to examine differences across surveys that can be accounted for by survey series.

<sup>11</sup> Baker, R., Blumberg, S.J., Brick, J.M., Couper, M.P., Courtright, M., Dennis, J.M., Dillman, D., Frankel, M.R., Garland, P., Groves, R.M., Kennedy, C., Krosnick, J., & Lavrakas, P. 2010. Research synthesis: AAPOR report on online panels. *Public Opinion Quarterly*, 74, 711-781; Biemer, P., & Link, M.W. 2006. Evaluating and modeling early computer bias in RDD surveys. Paper presented at the Second International Conference on Telephone Survey Methodology; Blumberg, S.J., & Luke, J.V. 2014. *Wireless substitution: Early release of estimates from the National Health Interview Survey, July-December 2013*. National Center for Health Statistics; Lavrakas, P.J., Blumberg, S., Battaglia, M., Boyle, J., Brick, M., Buskirk, T., DiSogra, C., Dutwin, D., Fahimi, M., Fienberg, H., Fleeman, A., Guterbock, T.M., Hall, J., Keeter, S., Kennedy, C., Link, M., Piekarski, L., Shuttles, C.D., Steeh, C., Tompson, T., & ZuWallack, R. 2010. *New considerations for survey researchers when planning and conducting RDD telephone surveys in the U.S. with respondents reached via cell phone numbers*. AAPOR Cell Phone Task Force; Link, M., Battaglia, M.P., Frankel, M., Osborn, L., & Mokdad, A. 2007. Reaching the U.S. cell phone generation: Comparison of cell phone survey results with an ongoing landline telephone survey. *Public Opinion Quarterly*, 71, 814-839; Pew Research Center for the People & the Press. 2006. *National polls not undermined by growing cell-only population*. Washington, DC: Pew Research Center for the People & the Press.

<sup>12</sup> Currently there are too few surveys of representative samples of all U.S. adults that include alternative methods of Jewish identification. Thus, the present analyses focus on the JBR population only.

<sup>13</sup> Putnam, R.D., & Campbell, D.E. 2010. *American grace: How religion divides and unites us*. New York: Simon & Schuster.

<sup>14</sup> These methods are described in Smith, S.K., Tayman, J., and Swanson, D.A. 2001. *State and local population projections*. New York: Kluwer Academic.

<sup>15</sup> Poststratification was conducted in Stata using the ipfraking command See Kolenikov, S. 2014. Calibrating survey data using iterative proportional fitting (raking).” *The Stata Journal* 14(1), 22-59.

<sup>16</sup> For a discussion of the challenges of simultaneously poststratifying at the individual and household level, see Kolenikov, S., and Hammer, H. 2015. Simultaneous Raking of Survey Weights at Multiple Levels. *Survey Methods: Insights from the Field*, Special issue: ‘Weighting: Practical Issues and ‘How to’ Approach. Retrieved from <http://surveyinsights.org/?p=5099>. DOI:10.13094/SMIF-2015-00010. Multiple approaches were compared to identify the one with consistent results.

<sup>17</sup> Multiple approaches were compared for this conversion, and the mean weight was determined to be most reliable. See Kolenikov, S., and Hammer, H. 2015. Simultaneous Raking of Survey Weights at Multiple Levels. *Survey Methods: Insights from the Field*, Special issue: ‘Weighting: Practical Issues and ‘How to’ Approach. Retrieved from <http://surveyinsights.org/?p=5099>. DOI:10.13094/SMIF-2015-00010

## Appendix B: Comparison Charts

To download the comparison charts in Microsoft Excel, visit

<http://www.brandeis.edu/ssri/communitystudies/southpalmreport.html>

### How to Read the Comparison Charts

The following series of tables provides detailed data that is not found in the primary report. In each section, characteristics are reported for the overall population on the top row, as well as for subgroups of the population, with each subgroup appearing in its own row. All rows are identical throughout the document. Subgroup names appear in the leftmost column of each page.

Each column reports on a characteristic or survey response. Some of these responses refer to households and some refer to individual Jewish adults. Characteristics that refer to Jewish households are indicated by a house symbol (⌠). All other characteristics refer to Jewish adults. For example, whether there are children in the household is a household characteristic; age is an individual characteristic.

The numbers in the table show the proportion of adults or households *within* a subgroup who have that characteristic. For example, in the table below, 20% of all households have children; 20% of the Personal Jews have children, and 23% of the Holiday Jews have children.

	⌠HH has Children
Overall	20%
Personal	20%
Holiday	23%
Communal	10%
Involved	23%
Immersed	17%

In some cases, all response categories are shown in separate columns. In the case of yes/no responses, the “no” column is not shown. For example, in the table above, the proportion of households who have children is shown; the remainder, who do not have children, is not shown. If 20% of households have children, it can be inferred that 80% do not.

Where areas of the document are solid black, the question was not applicable for the subgroups on those rows. Where areas are colored light gray and numbers appear, there is a statistically significant difference between the subgroups. A double dash “--” indicates that a number cannot be reported reliably because it is based on fewer than 20 responses. When a percentage is between 0% and 0.5% and would otherwise round down to 0%, the number is denoted as < 1%.

Note that the procedure for generating the subgroup characteristics for these charts is different from that used in the main body of the report. Some minor differences are due to rounding and should be disregarded. Other differences are due to differences in the denominator or base used for the calculation.

### Subgroups used for Comparison Charts

**Overall:** All Jewish adults or all Jewish households.

**Engagement groups:** See chapter 4 for an explanation of the engagement groups.

**Geography:** Individuals or households living in West Boca Raton, Central Boca Raton, East Boca Raton (including Highland Beach), and Delray Beach. See Figure 2.3 in the main report for more information.

**Respondent age:** The age of the respondent.

**Seasonality:** Seasonal residents live in South Palm Beach County between 4-9 months of the year. Year-round residents live in the area for 10-12 months of the year.

**Marriage type, individual:** Unmarried are respondents who are not living with any partner (spouse, fiancé/e, or significant other.) Inmarried are Jewish respondents living with a Jewish partner. Intermarried are Jewish respondents living with a non-Jewish partner.

**Marriage type, household:** Unmarried are households with no coupled individual. Inmarried are households containing two Jews who are partnered (spouse, fiancé/e, or significant other.) Intermarried are households containing a Jew and non-Jew who are partnered.

**Denomination, individual:** Denomination as self-identified by the respondent.

**Denomination, household:** The household-level denomination is set to be the most ritually observant denomination of any household member.

- Orthodox households include at least one Orthodox-identifying adult.
- Conservative households include at least one Conservative-identifying adult, but no Orthodox adults.

- Reform households include at least one Reform-identifying adult, but no Orthodox or Conservative adults.
- “Other” households include at least one adult identifying with another denomination, but no Orthodox, Conservative, or Reform adults.
- “None” households include only adults who say they are secular, culturally, or “just” Jewish.

**Synagogue membership:** Local members belong to a synagogue or Jewish congregation in South Palm Beach County. Out-of-area (“OOA”) members belong to a synagogue or Jewish congregation outside of South Palm Beach County. Households that belong to congregations both inside and outside of South Palm Beach County are classified as local members. Non-members do not belong to any synagogue or Jewish congregation.

Demographics	Household type					Gender	
	□ HH has children	□ HH is couple, no kids	□ HH is multigenerational adults	□ HH is single adult	□ HH is roommates	Male	Female
Overall	20%	34%	11%	34%	2%	48%	52%
Personal	20%	26%	14%	40%	<1%	58%	42%
Holiday	23%	33%	10%	33%	2%	45%	55%
Communal	10%	36%	11%	39%	4%	43%	57%
Involved	23%	37%	6%	33%	1%	42%	58%
Immersed	17%	42%	10%	30%	1%	53%	47%
West Boca Raton	47%	21%	9%	23%	<1%	44%	56%
Central Boca Raton	14%	39%	9%	37%	1%	48%	52%
East Boca Raton	30%	24%	15%	30%	1%	51%	49%
Delray Beach	12%	40%	9%	36%	3%	47%	53%
Resp. age 18-34	43%	19%	17%	16%	5%	32%	68%
Resp. age 35-49	70%	5%	6%	19%	0%	60%	40%
Resp. age 50-64	26%	25%	22%	23%	4%	47%	53%
Resp. age 65-79	5%	50%	5%	39%	1%	47%	52%
Resp. age 80 +	<1%	42%	1%	56%	<1%	60%	40%
Seasonal	<1%	66%	7%	27%	1%	49%	51%
Year-round	24%	28%	10%	36%	2%	47%	53%
Inmarried	19%	69%	11%	0%	0%	53%	47%
Intermarried	31%	48%	21%	0%	0%	52%	48%
Unmarried	16%	0%	5%	75%	4%	37%	63%
Orthodox	27%	34%	14%	23%	2%	58%	42%
Conservative	17%	44%	8%	30%	1%	48%	52%
Reform	23%	35%	10%	32%	<1%	41%	59%
Other denomination	1%	71%	0%	27%	1%	59%	41%
No denomination	20%	25%	9%	44%	2%	52%	48%
Local syn. member	26%	30%	14%	29%	1%	49%	51%
OOA syn. member	2%	65%	6%	27%	1%	46%	54%
Non-member	19%	32%	10%	37%	2%	47%	53%

## Demographics

	Age 18-34	Age 35-49	Age 50-64	Age 65-79	Age 80 +	Graduated high school, some college, associate's degree	Has Bachelor's degree
Overall	20%	16%	22%	29%	15%	38%	35%
Personal	33%	10%	23%	22%	13%	36%	44%
Holiday	21%	19%	25%	24%	11%	43%	34%
Communal	14%	12%	30%	28%	17%	41%	34%
Involved	16%	8%	23%	35%	19%	26%	37%
Immersed	14%	15%	23%	36%	13%	36%	29%
West Boca Raton	35%	27%	17%	13%	8%	58%	27%
Central Boca Raton	18%	7%	26%	34%	15%	33%	36%
East Boca Raton	23%	18%	38%	15%	6%	26%	40%
Delray Beach	14%	7%	20%	41%	18%	33%	37%
Resp. age 18-34						51%	32%
Resp. age 35-49						25%	41%
Resp. age 50-64						28%	45%
Resp. age 65-79						33%	32%
Resp. age 80 +						56%	23%
Seasonal	3%	1%	19%	60%	17%	23%	33%
Year-round	24%	15%	26%	21%	14%	41%	35%
Inmarried	8%	13%	25%	36%	17%	33%	35%
Intermarried	19%	16%	38%	24%	4%	17%	49%
Unmarried	40%	10%	19%	18%	12%	53%	31%
Orthodox	29%	13%	26%	24%	8%	37%	29%
Conservative	6%	13%	21%	37%	22%	40%	29%
Reform	16%	11%	29%	31%	13%	37%	34%
Other denomination	0%	0%	25%	37%	38%	32%	36%
No denomination	35%	13%	22%	19%	11%	38%	42%
Local syn. member	22%	17%	24%	26%	11%	34%	31%
OOA syn. member	8%	1%	19%	52%	20%	29%	34%
Non-member	20%	13%	26%	26%	14%	38%	37%



Demographics	Has graduate degree	Orthodox	Conservative	Reform	Other denomination	No denomination
Overall	27%	8%	25%	37%	1%	28%
Personal	20%	2%	6%	15%	1%	76%
Holiday	23%	1%	26%	53%	1%	20%
Communal	25%	1%	15%	43%	1%	41%
Involved	37%	3%	37%	51%	1%	7%
Immersed	35%	35%	41%	14%	3%	7%
West Boca Raton	15%	3%	20%	41%	<1%	36%
Central Boca Raton	31%	17%	24%	37%	1%	21%
East Boca Raton	34%	5%	23%	27%	3%	42%
Delray Beach	29%	5%	30%	39%	1%	25%
Resp. age 18-34	17%	12%	8%	30%	0%	50%
Resp. age 35-49	34%	9%	27%	32%	0%	32%
Resp. age 50-64	27%	9%	21%	43%	1%	26%
Resp. age 65-79	35%	7%	33%	40%	2%	19%
Resp. age 80 +	22%	4%	39%	32%	3%	22%
Seasonal	44%	9%	39%	40%	1%	11%
Year-round	24%	8%	22%	36%	1%	34%
Inmarried	33%	10%	34%	38%	1%	17%
Intermarried	34%	<1%	11%	28%	1%	61%
Unmarried	16%	7%	14%	37%	1%	40%
Orthodox	34%					
Conservative	30%					
Reform	29%					
Other denomination	32%					
No denomination	20%					
Local syn. member	35%	29%	33%	28%	1%	9%
OOA syn. member	37%	5%	45%	45%	2%	3%
Non-member	24%	1%	19%	37%	1%	41%

Demographics	Personal engagement group	Holiday engagement group	Communal engagement group	Involved engagement group	Immersed engagement group	Inmarried	Intermarried
Overall	17%	22%	21%	22%	18%	57%	11%
Personal						28%	27%
Holiday						64%	8%
Communal						46%	15%
Involved						70%	4%
Immersed						75%	3%
West Boca Raton	27%	28%	25%	11%	9%	54%	3%
Central Boca Raton	9%	20%	16%	25%	30%	62%	4%
East Boca Raton	28%	19%	12%	24%	17%	48%	21%
Delray Beach	20%	19%	22%	22%	17%	57%	13%
Resp. age 18-34	31%	23%	14%	17%	14%	24%	10%
Resp. age 35-49	14%	32%	19%	12%	22%	59%	13%
Resp. age 50-64	17%	22%	24%	19%	18%	57%	17%
Resp. age 65-79	14%	18%	20%	25%	24%	71%	9%
Resp. age 80 +	16%	16%	24%	27%	17%	69%	3%
Seasonal	4%	18%	12%	32%	33%	79%	4%
Year-round	22%	22%	22%	18%	16%	51%	12%
Inmarried	9%	23%	16%	26%	26%		
Intermarried	45%	15%	27%	8%	5%		
Unmarried	26%	19%	25%	17%	14%		
Orthodox	4%	3%	2%	8%	83%	71%	<1%
Conservative	4%	21%	12%	31%	32%	78%	4%
Reform	7%	31%	24%	30%	8%	59%	8%
Other denomination	9%	9%	13%	24%	45%	69%	5%
No denomination	46%	15%	29%	6%	5%	33%	22%
Local syn. member	1%	13%	<1%	28%	58%	67%	4%
OOA syn. member	0%	11%	<1%	51%	37%	79%	4%
Non-member	27%	26%	31%	13%	2%	50%	15%

## Demographics

	Unmarried	☐HH includes Israeli	☐HH includes LGBTQ member	☐HH includes Holocaust survivor
Overall	33%	7%	3%	3%
Personal	45%	1%	<1%	0%
Holiday	29%	4%	4%	2%
Communal	39%	6%	6%	5%
Involved	26%	5%	2%	4%
Immersed	22%	19%	3%	4%
West Boca Raton	43%	9%	8%	1%
Central Boca Raton	34%	7%	2%	5%
East Boca Raton	31%	8%	2%	2%
Delray Beach	30%	5%	4%	3%
Resp. age 18-34	66%	11%	1%	0%
Resp. age 35-49	28%	16%	15%	0%
Resp. age 50-64	26%	6%	4%	1%
Resp. age 65-79	20%	5%	1%	4%
Resp. age 80 +	28%	4%	1%	8%
Seasonal	17%	3%	2%	5%
Year-round	37%	8%	3%	3%
Inmarried		11%	3%	5%
Intermarried		4%	3%	<1%
Unmarried		4%	3%	2%
Orthodox	29%	27%	1%	6%
Conservative	18%	7%	3%	6%
Reform	33%	3%	3%	1%
Other denomination	26%	0%	1%	1%
No denomination	45%	9%	5%	2%
Local syn. member	29%	15%	3%	4%
OOA syn. member	17%	6%	2%	6%
Non-member	36%	5%	3%	2%

<b>Jewish Background</b>	Has no Jewish parents	Has 1 Jewish parent	Has 2 Jewish parents	Raised Jewish	Raised Jewish + another religion	Raised in no religion	Raised in other religion	Attended Jewish school during K-12
Overall	2%	11%	87%	88%	2%	7%	3%	64%
Personal	<1%	37%	63%	57%	6%	29%	8%	36%
Holiday	<1%	6%	94%	94%	5%	1%	<1%	69%
Communal	2%	6%	92%	93%	1%	3%	3%	64%
Involved	4%	9%	87%	96%	<1%	1%	3%	67%
Immersed	1%	2%	97%	97%	1%	1%	1%	80%
West Boca Raton	1%	21%	78%	82%	<1%	17%	1%	60%
Central Boca Raton	1%	3%	96%	96%	1%	2%	1%	72%
East Boca Raton	2%	22%	76%	79%	6%	13%	2%	55%
Delray Beach	3%	9%	88%	89%	2%	2%	7%	67%
Resp. age 18-34	1%	36%	64%	71%	7%	14%	8%	62%
Resp. age 35-49	2%	18%	80%	83%	<1%	14%	3%	67%
Resp. age 50-64	3%	1%	95%	91%	2%	4%	3%	65%
Resp. age 65-79	2%	3%	95%	94%	2%	2%	2%	64%
Resp. age 80 +	<1%	4%	96%	99%	<1%	1%	<1%	65%
Seasonal	1%	6%	93%	97%	1%	1%	1%	73%
Year-round	2%	13%	86%	86%	3%	8%	4%	62%
Inmarried	2%	4%	94%	96%	<1%	2%	2%	71%
Intermarried	0%	27%	73%	64%	5%	18%	14%	43%
Unmarried	1%	18%	81%	83%	5%	9%	2%	61%
Orthodox	2%	2%	97%	97%	<1%	1%	1%	86%
Conservative	2%	3%	96%	97%	<1%	1%	2%	75%
Reform	3%	6%	91%	96%	1%	1%	3%	63%
Other denomination	0%	0%	100%	100%	0%	0%	0%	89%
No denomination	<1%	27%	72%	70%	7%	18%	6%	51%
Local syn. member	2%	3%	95%	97%	1%	1%	2%	78%
OOA syn. member	2%	8%	89%	96%	0%	2%	2%	73%
Non-member	1%	15%	83%	83%	4%	9%	4%	58%

Residence	Seasonal	Year-round	West Boca Raton	Central Boca Raton	East Boca Raton	Delray Beach
Overall	20%	80%	17%	30%	20%	32%
Personal	5%	95%	20%	15%	29%	36%
Holiday	18%	82%	20%	30%	18%	32%
Communal	13%	87%	19%	28%	13%	40%
Involved	32%	68%	8%	36%	22%	34%
Immersed	36%	64%	7%	48%	17%	29%
West Boca Raton	3%	97%				
Central Boca Raton	33%	67%				
East Boca Raton	13%	87%				
Delray Beach	24%	76%				
Resp. age 18-34	3%	97%	26%	28%	23%	23%
Resp. age 35-49	2%	98%	33%	19%	29%	19%
Resp. age 50-64	16%	84%	10%	33%	30%	26%
Resp. age 65-79	41%	59%	7%	37%	10%	46%
Resp. age 80 +	24%	76%	9%	36%	9%	45%
Seasonal			2%	49%	11%	37%
Year-round			18%	28%	22%	32%
Inmarried	29%	71%	14%	36%	16%	34%
Intermarried	9%	91%	4%	12%	41%	43%
Unmarried	11%	89%	19%	33%	18%	30%
Orthodox	24%	76%	5%	65%	12%	18%
Conservative	32%	68%	12%	31%	17%	40%
Reform	23%	77%	17%	33%	14%	36%
Other denomination	25%	75%	1%	25%	43%	31%
No denomination	8%	92%	19%	24%	28%	29%
Local syn. member	17%	83%	9%	50%	16%	25%
OOA syn. member	79%	21%	4%	43%	17%	36%
Non-member	12%	88%	18%	23%	21%	37%

Residence	Lived in SPBC for 0-9 years	Lived in SPBC for 10-19 years	Lived in SPBC for 20+ years	☐HH has children in other SPBC household	☐HH has parents in other SPBC household	☐HH owns home	☐HH is in named subdivision
Overall	36%	28%	36%	15%	34%	83%	85%
Personal	31%	26%	44%	9%	33%	75%	80%
Holiday	40%	28%	33%	19%	42%	77%	84%
Communal	31%	29%	40%	16%	22%	82%	84%
Involved	35%	27%	38%	15%	35%	88%	89%
Immersed	45%	27%	29%	18%	32%	88%	84%
West Boca Raton	47%	16%	37%	21%	39%	75%	89%
Central Boca Raton	26%	34%	41%	19%	29%	88%	90%
East Boca Raton	37%	24%	39%	11%	46%	88%	68%
Delray Beach	40%	30%	30%	11%	25%	78%	87%
Resp. age 18-34	43%	17%	40%	<1%	43%	59%	68%
Resp. age 35-49	48%	41%	11%	7%	42%	79%	81%
Resp. age 50-64	32%	25%	43%	16%	49%	80%	76%
Resp. age 65-79	40%	31%	29%	16%	7%	86%	92%
Resp. age 80 +	15%	26%	59%	29%		87%	93%
Seasonal	46%	28%	26%	8%	17%	96%	94%
Year-round	34%	27%	39%	17%	35%	78%	82%
Inmarried	40%	27%	33%	18%	36%	90%	86%
Intermarried	26%	27%	47%	11%	35%	88%	79%
Unmarried	34%	28%	38%	15%	26%	72%	85%
Orthodox	43%	35%	21%	22%	24%	88%	75%
Conservative	42%	24%	34%	22%	31%	87%	87%
Reform	35%	28%	38%	15%	37%	82%	87%
Other denomination	47%	10%	43%	7%	14%	76%	87%
No denomination	29%	29%	41%	10%	31%	76%	80%
Local syn. member	35%	32%	34%	17%	38%	87%	83%
OOA syn. member	46%	25%	29%	7%	19%	93%	94%
Non-member	35%	26%	39%	17%	32%	78%	83%

Residence	☐HH has second home	☐Second home in FL	☐Second home in Southern US	☐Second home in Northeastern US	☐Second home in Midwestern US	☐Second home in Western US	☐Second home in Israel
Overall	29%	18%	2%	59%	14%	2%	1%
Personal	16%	56%	0%	35%	4%	0%	0%
Holiday	21%	25%	4%	61%	5%	0%	0%
Communal	24%	10%	2%	65%	11%	10%	1%
Involved	36%	13%	1%	63%	15%	2%	<1%
Immersed	41%	11%	2%	55%	20%	1%	2%
West Boca Raton	15%	59%	12%	20%	8%	1%	0%
Central Boca Raton	33%	6%	3%	65%	14%	3%	1%
East Boca Raton	28%	37%	1%	54%	4%	<1%	2%
Delray Beach	31%	10%	1%	52%	27%	4%	0%
Resp. age 18-34	9%	76%	8%	8%	8%	0%	0%
Resp. age 35-49	11%	35%	14%	40%	1%	2%	5%
Resp. age 50-64	29%	35%	2%	31%	23%	6%	1%
Resp. age 65-79	38%	7%	1%	68%	14%	3%	<1%
Resp. age 80 +	28%	3%	2%	66%	21%	0%	<1%
Seasonal	100%	1%	1%	73%	15%	2%	1%
Year-round	12%	48%	4%	20%	20%	4%	1%
Inmarried	39%	14%	3%	60%	14%	3%	<1%
Intermarried	19%	34%	6%	51%	6%	2%	0%
Unmarried	22%	17%	1%	50%	24%	3%	1%
Orthodox	32%	11%	4%	60%	12%	2%	1%
Conservative	35%	14%	3%	57%	15%	1%	1%
Reform	30%	9%	1%	61%	23%	4%	0%
Other denomination	26%	31%	0%	59%	4%	0%	0%
No denomination	20%	38%	3%	40%	10%	4%	1%
Local syn. member	23%	25%	4%	49%	7%	5%	1%
OOA syn. member	75%	2%	<1%	66%	23%	<1%	0%
Non-member	22%	23%	3%	51%	16%	4%	1%



<b>Residence</b>	☐Second home in rest of world	☐If multiple homes, SPBC home is primary residence	☐If second home, plans to increase time in SPBC	☐If second home, plans to decrease time in SPBC
Overall	3%	57%	24%	13%
Personal	5%	83%	9%	19%
Holiday	4%	61%	31%	3%
Communal	1%	54%	19%	15%
Involved	6%	49%	28%	7%
Immersed	9%	49%	32%	2%
West Boca Raton	<1%	86%	9%	<1%
Central Boca Raton	8%	54%	36%	3%
East Boca Raton	2%	71%	14%	22%
Delray Beach	5%	50%	20%	18%
Resp. age 18-34	0%	65%	5%	26%
Resp. age 35-49	3%	64%	4%	7%
Resp. age 50-64	3%	78%	12%	34%
Resp. age 65-79	6%	50%	32%	2%
Resp. age 80 +	8%	42%	27%	7%
Seasonal	7%	38%	36%	2%
Year-round	3%	96%	3%	30%
Inmarried	7%	53%	36%	4%
Intermarried	2%	69%	15%	23%
Unmarried	4%	61%	9%	21%
Orthodox	11%	57%	49%	5%
Conservative	9%	49%	29%	4%
Reform	1%	62%	24%	21%
Other denomination	6%	50%	0%	0%
No denomination	4%	66%	12%	13%
Local syn. member	7%	73%	24%	9%
OOA syn. member	9%	29%	42%	2%
Non-member	3%	69%	15%	18%

## Jewish Education

	☐Of age-eligible, child in any Jewish education	☐Of age-eligible, child in Jewish pre-school	☐Of age-eligible, child in formal Jewish education	☐Of age-eligible, child in Jewish day school	☐Of age-eligible, child in Jewish part-time school	☐Of age-eligible, child in private Jewish classes
Overall	26%	42%	26%	15%	12%	12%
Personal	--	--	--	--	--	--
Holiday	31%	--	22%	15%	6%	7%
Communal	16%	--	11%	2%	4%	7%
Involved	35%	41%	31%	14%	12%	13%
Immersed	56%	53%	65%	35%	26%	24%
West Boca Raton	34%	--	27%	11%	9%	13%
Central Boca Raton	39%	36%	41%	22%	16%	15%
East Boca Raton	23%	24%	32%	23%	6%	6%
Delray Beach	15%	--	19%	2%	18%	12%
Resp. age 18-34	7%	41%	37%	14%	23%	4%
Resp. age 35-49	37%	34%	35%	16%	13%	16%
Resp. age 50-64	32%	51%	32%	19%	10%	10%
Resp. age 65-79	--	--	--	--	--	--
Resp. age 80 +	--	--	--	--	--	--
Seasonal						
Year-round						
Inmarried	52%	50%	53%	32%	17%	16%
Intermarried	15%	--	21%	0%	21%	12%
Unmarried	9%	--	8%	1%	3%	7%
Orthodox	66%	54%	89%	57%	29%	22%
Conservative	40%	26%	45%	33%	11%	9%
Reform	22%	50%	19%	2%	12%	13%
Other denomination	--	--	--	--	--	--
No denomination	12%	53%	9%	0%	5%	6%
Local syn. member	55%	60%	55%	24%	27%	24%
OOA syn. member	--	--	--	--	--	--
Non-member	21%	38%	22%	14%	5%	6%

## Jewish Education

	△Of age-eligible, child in informal Jewish education	△Of age-eligible, child in Jewish day camp	△Of age-eligible, child in Jewish overnight camp	△Of age-eligible, child in Jewish youth group	△Of age-eligible, child who went on peer trip to Israel
Overall	3%	18%	11%	7%	7%
Personal	--	--	--	--	--
Holiday	4%	24%	5%	3%	3%
Communal	1%	21%	12%	5%	--
Involved	4%	8%	8%	11%	10%
Immersed	8%	36%	29%	16%	30%
West Boca Raton	11%	23%	7%	4%	1%
Central Boca Raton	4%	25%	24%	14%	30%
East Boca Raton	2%	6%	4%	7%	6%
Delray Beach	1%	10%	6%	9%	6%
Resp. age 18-34	2%	44%	8%	25%	44%
Resp. age 35-49	17%	26%	11%	8%	7%
Resp. age 50-64	5%	9%	12%	12%	19%
Resp. age 65-79	--	--	--	--	--
Resp. age 80 +	--	--	--	--	--
Seasonal					
Year-round					
Inmarried	6%	31%	18%	13%	21%
Intermarried	3%	20%	4%	--	--
Unmarried	1%	3%	5%	6%	5%
Orthodox	13%	53%	33%	20%	55%
Conservative	3%	7%	10%	16%	16%
Reform	4%	17%	9%	5%	2%
Other denomination	--	--	--	--	--
No denomination	2%	17%	4%	<1%	6%
Local syn. member	11%	26%	25%	19%	28%
OOA syn. member	--	--	--	--	--
Non-member	2%	17%	4%	3%	5%

## Young Adults

	Full-time student	Part-time student	Student working on Bachelor's degree	Student working on graduate degree
Overall	26%	1%	50%	50%
Personal	8%	0%	13%	87%
Holiday	37%	2%	80%	20%
Communal	4%	38%	18%	10%
Involved	41%	1%	84%	16%
Immersed	12%	2%	81%	19%
West Boca Raton	0%	21%	0%	0%
Central Boca Raton	36%	1%	67%	33%
East Boca Raton	35%	0%	89%	11%
Delray Beach	13%	4%	54%	46%
Resp. age 18-34	23%	7%	61%	22%
Resp. age 35-49	<1%	0%	0%	100%
Resp. age 50-64				
Resp. age 65-79				
Resp. age 80 +				
Seasonal	--	--	--	--
Year-round	19%	7%	58%	24%
Inmarried	1%	3%	47%	53%
Intermarried	0%	1%	0%	100%
Unmarried	35%	9%	62%	21%
Orthodox	15%	3%	89%	11%
Conservative	2%	1%	0%	100%
Reform	40%	15%	54%	18%
Other denomination	0%	0%	0%	0%
No denomination	15%	3%	69%	31%
Local syn. member	28%	2%	93%	7%
OOA syn. member	66%	0%	100%	0%
Non-member	15%	9%	39%	34%

## Synagogues

	☐HH is local synagogue member	☐HH is out-of-area synagogue member	☐HH is not synagogue member	☐Of synagogue members, 0 local synagogues	☐Of synagogue members, 1 local synagogue	☐Of synagogue members, multiple local synagogues
Overall	20%	11%	69%	20%	74%	6%
Personal	<1%	0%	100%	0%	100%	0%
Holiday	13%	6%	81%	17%	83%	0%
Communal	<1%	<1%	99%	65%	35%	0%
Involved	26%	28%	46%	33%	64%	3%
Immersed	65%	26%	11%	15%	75%	9%
West Boca Raton	18%	5%	78%	1%	90%	9%
Central Boca Raton	30%	17%	55%	22%	71%	7%
East Boca Raton	16%	9%	75%	15%	76%	8%
Delray Beach	15%	14%	71%	32%	66%	2%
Resp. age 18-34	17%	4%	79%	5%	91%	3%
Resp. age 35-49	26%	2%	73%	3%	90%	7%
Resp. age 50-64	22%	8%	71%	12%	77%	11%
Resp. age 65-79	18%	17%	66%	30%	66%	4%
Resp. age 80 +	16%	18%	66%	34%	63%	2%
Seasonal	15%	45%	42%	44%	51%	4%
Year-round	21%	5%	75%	11%	82%	6%
Inmarried	26%	20%	56%	27%	66%	7%
Intermarried	10%	5%	85%	4%	85%	11%
Unmarried	17%	8%	76%	18%	78%	3%
Orthodox	77%	10%	14%	5%	86%	9%
Conservative	27%	21%	53%	25%	71%	4%
Reform	16%	13%	71%	28%	66%	6%
Other denomination	13%	15%	77%	21%	56%	23%
No denomination	3%	2%	95%	23%	71%	6%
Local syn. member						
OOA syn. member						
Non-member						

Synagogues	Former synagogue member	Former synagogue member 0-9 years ago	Former synagogue member 10-19 years ago	Former synagogue member 20+ years ago	Former synagogue member in SPBC	Never synagogue member
Overall	37%	43%	26%	31%	28%	28%
Personal	33%	54%	11%	36%	21%	65%
Holiday	54%	55%	21%	24%	33%	25%
Communal	62%	28%	40%	32%	22%	38%
Involved	28%	36%	29%	35%	23%	12%
Immersed	7%	39%	35%	25%	23%	2%
West Boca Raton	48%	44%	32%	25%	20%	33%
Central Boca Raton	27%	41%	28%	31%	32%	19%
East Boca Raton	28%	57%	25%	18%	44%	41%
Delray Beach	44%	42%	23%	35%	18%	25%
Resp. age 18-34	26%	59%	41%	0%	13%	42%
Resp. age 35-49	40%	93%	5%	2%	28%	27%
Resp. age 50-64	38%	45%	38%	17%	52%	30%
Resp. age 65-79	40%	30%	27%	44%	17%	19%
Resp. age 80 +	45%	13%	18%	69%	10%	22%
Seasonal	28%	44%	24%	32%	7%	9%
Year-round	40%	42%	28%	30%	29%	33%
Inmarried	39%	47%	22%	31%	29%	18%
Intermarried	40%	49%	44%	8%	27%	47%
Unmarried	33%	29%	32%	39%	18%	39%
Orthodox	5%	57%	37%	6%	52%	5%
Conservative	35%	44%	19%	37%	15%	14%
Reform	48%	37%	33%	30%	27%	19%
Other denomination	25%	4%	57%	39%	17%	35%
No denomination	35%	48%	23%	29%	31%	57%
Local syn. member						
OOA syn. member						
Non-member						

Synagogues	Attends services: Never						
	Attends services: Never	Attends services: < Monthly	Attends services: Monthly+	Attended services during 2017 High Holy Days	When last at services, comfortable: Disagree	When last at services, comfortable: Neither disagree nor agree	When last at services, comfortable: Agree
Overall	32%	49%	19%	46%	3%	8%	54%
Personal	96%	4%	0%	0%	0%	1%	2%
Holiday	24%	70%	6%	40%	9%	14%	49%
Communal	46%	53%	1%	0%	5%	10%	34%
Involved	0%	78%	22%	97%	7%	13%	80%
Immersed	3%	30%	68%	95%	4%	7%	86%
West Boca Raton	39%	51%	10%	24%	1%	5%	50%
Central Boca Raton	23%	50%	27%	63%	6%	12%	57%
East Boca Raton	37%	41%	22%	48%	7%	6%	48%
Delray Beach	36%	49%	14%	46%	5%	12%	43%
Resp. age 18-34	37%	42%	20%	39%	8%	6%	48%
Resp. age 35-49	30%	51%	20%	39%	7%	5%	55%
Resp. age 50-64	38%	48%	14%	44%	4%	9%	47%
Resp. age 65-79	25%	53%	22%	58%	3%	15%	52%
Resp. age 80 +	35%	49%	16%	45%	5%	6%	48%
Seasonal	17%	55%	28%	74%	5%	15%	58%
Year-round	36%	47%	17%	40%	5%	8%	48%
Inmarried	24%	53%	23%	58%	5%	9%	59%
Intermarried	62%	32%	6%	19%	6%	6%	20%
Unmarried	37%	46%	16%	38%	5%	11%	45%
Orthodox	4%	21%	74%	93%	3%	3%	90%
Conservative	16%	55%	29%	70%	6%	8%	68%
Reform	23%	65%	13%	49%	5%	11%	57%
Other denomination	11%	74%	15%	60%	0%	10%	79%
No denomination	65%	32%	3%	12%	6%	11%	18%
Local syn. member	3%	40%	57%	92%	3%	6%	87%
OOA syn. member	3%	60%	36%	93%	9%	18%	69%
Non-member	48%	49%	3%	23%	5%	9%	33%

## Synagogues

	When last at services, spiritual needs met: Disagree	When last at services, spiritual needs met: Neither disagree nor agree	When last at services, spiritual needs met: Agree	When last at services, felt disconnected: Disagree	When last at services, felt disconnected: Neither disagree nor agree	When last at services, felt disconnected: Agree
Overall	6%	14%	44%	40%	11%	13%
Personal	<1%	2%	1%	2%	1%	0%
Holiday	9%	18%	45%	33%	14%	25%
Communal	11%	14%	24%	23%	10%	16%
Involved	11%	18%	71%	58%	21%	21%
Immersed	10%	16%	71%	74%	12%	11%
West Boca Raton	10%	8%	38%	34%	7%	15%
Central Boca Raton	8%	15%	51%	44%	13%	17%
East Boca Raton	9%	12%	39%	36%	8%	16%
Delray Beach	8%	17%	35%	31%	15%	13%
Resp. age 18-34	9%	11%	42%	40%	4%	18%
Resp. age 35-49	17%	11%	38%	33%	9%	25%
Resp. age 50-64	7%	9%	43%	37%	9%	14%
Resp. age 65-79	6%	21%	44%	37%	23%	9%
Resp. age 80 +	6%	11%	41%	35%	10%	11%
Seasonal	7%	22%	49%	48%	19%	10%
Year-round	8%	12%	41%	35%	10%	16%
Inmarried	9%	13%	51%	43%	14%	15%
Intermarried	7%	6%	19%	16%	6%	10%
Unmarried	7%	18%	36%	34%	9%	17%
Orthodox	9%	9%	78%	76%	8%	11%
Conservative	9%	14%	59%	50%	15%	17%
Reform	10%	14%	50%	44%	12%	16%
Other denomination	42%	17%	31%	68%	12%	8%
No denomination	4%	16%	13%	10%	10%	14%
Local syn. member	8%	13%	76%	71%	11%	15%
OOA syn. member	7%	33%	55%	52%	27%	15%
Non-member	8%	12%	28%	22%	10%	15%



## Ritual Behaviors

	□HH lights Shabbat candles: Never	□HH lights Shabbat candles: Sometimes	□HH lights Shabbat candles: Usually	□HH lights Shabbat candles: Always	In past month, had Shabbat meal: Never	In past month, had Shabbat meal: One week	In past month, had Shabbat meal: Two or three weeks	In past month, had Shabbat meal: Every week
Overall	57%	27%	6%	10%	67%	14%	8%	11%
Personal	100%	0%	0%	0%	100%	0%	0%	0%
Holiday	66%	27%	4%	3%	76%	12%	9%	3%
Communal	69%	26%	2%	3%	86%	10%	2%	2%
Involved	41%	38%	14%	7%	63%	23%	8%	6%
Immersed	12%	32%	11%	45%	21%	22%	12%	45%
West Boca Raton	54%	18%	20%	8%	74%	6%	12%	8%
Central Boca Raton	51%	27%	5%	17%	58%	16%	8%	18%
East Boca Raton	60%	29%	3%	8%	73%	11%	5%	11%
Delray Beach	59%	29%	5%	7%	75%	15%	5%	6%
Resp. age 18-34	57%	27%	7%	9%	66%	10%	5%	19%
Resp. age 35-49	59%	21%	8%	12%	65%	7%	15%	14%
Resp. age 50-64	53%	33%	3%	10%	70%	15%	6%	8%
Resp. age 65-79	58%	24%	8%	10%	73%	14%	5%	8%
Resp. age 80 +	59%	25%	3%	13%	68%	20%	3%	9%
Seasonal	48%	32%	7%	13%	61%	22%	8%	9%
Year-round	59%	25%	6%	10%	71%	11%	6%	11%
Inmarried	42%	34%	8%	15%	62%	16%	8%	13%
Intermarried	78%	17%	1%	4%	95%	3%	<1%	3%
Unmarried	63%	23%	6%	8%	73%	13%	5%	9%
Orthodox	11%	11%	11%	67%	11%	9%	7%	72%
Conservative	39%	37%	9%	15%	50%	22%	14%	14%
Reform	56%	34%	7%	3%	77%	14%	5%	3%
Other denomination	83%	4%	3%	10%	49%	44%	3%	4%
No denomination	85%	11%	1%	3%	90%	6%	2%	2%
Local syn. member	25%	27%	11%	37%	30%	19%	11%	40%
OOA syn. member	39%	42%	8%	12%	58%	23%	8%	11%
Non-member	70%	24%	3%	3%	85%	9%	5%	1%

## Ritual Behaviors

	Fasted on Yom Kippur: Full day	Fasted on Yom Kippur: Part day	Fasted on Yom Kippur: Could not for medical reasons	Fasted on Yom Kippur: No	□HH attends seder in typical year	□HH lights Hanukkah candles in typical year	□HH has mezuzah on door
Overall	42%	9%	15%	34%	81%	79%	79%
Personal	1%	2%	2%	95%	28%	47%	42%
Holiday	54%	9%	16%	21%	87%	85%	87%
Communal	24%	10%	21%	45%	86%	75%	79%
Involved	53%	15%	17%	15%	97%	88%	86%
Immersed	83%	6%	10%	1%	100%	97%	98%
West Boca Raton	41%	8%	10%	41%	75%	78%	69%
Central Boca Raton	51%	10%	14%	25%	89%	80%	83%
East Boca Raton	43%	8%	7%	43%	74%	83%	72%
Delray Beach	40%	8%	19%	32%	81%	80%	81%
Resp. age 18-34	36%	8%	8%	47%	76%	95%	62%
Resp. age 35-49	53%	5%	7%	35%	89%	83%	68%
Resp. age 50-64	49%	7%	9%	35%	80%	84%	86%
Resp. age 65-79	43%	10%	18%	28%	80%	74%	77%
Resp. age 80 +	34%	12%	25%	29%	84%	75%	87%
Seasonal	60%	9%	13%	18%	97%	87%	90%
Year-round	39%	8%	14%	39%	78%	77%	76%
Inmarried	55%	9%	15%	22%	92%	87%	91%
Intermarried	20%	8%	4%	68%	67%	86%	55%
Unmarried	32%	8%	15%	45%	76%	70%	75%
Orthodox	87%	2%	6%	4%	96%	98%	97%
Conservative	65%	11%	15%	10%	93%	85%	94%
Reform	44%	10%	18%	27%	89%	86%	83%
Other denomination	70%	6%	13%	11%	56%	53%	97%
No denomination	13%	7%	9%	71%	60%	66%	54%
Local syn. member	72%	5%	14%	9%	98%	93%	95%
OOA syn. member	60%	17%	10%	13%	98%	87%	93%
Non-member	30%	8%	14%	47%	74%	74%	74%

Ritual Behaviors	Doesn't keep kosher	Follows some kosher rules	Keeps kosher at home	Keeps kosher always
Overall	74%	11%	7%	9%
Personal	99%	1%	0%	0%
Holiday	82%	7%	6%	5%
Communal	90%	9%	1%	0%
Involved	74%	20%	6%	1%
Immersed	22%	17%	24%	36%
West Boca Raton	80%	7%	2%	10%
Central Boca Raton	62%	13%	11%	13%
East Boca Raton	77%	10%	8%	6%
Delray Beach	78%	12%	6%	3%
Resp. age 18-34	75%	13%	4%	8%
Resp. age 35-49	67%	5%	8%	20%
Resp. age 50-64	73%	12%	9%	6%
Resp. age 65-79	73%	13%	7%	7%
Resp. age 80 +	80%	7%	8%	5%
Seasonal	65%	11%	14%	10%
Year-round	76%	11%	6%	8%
Inmarried	66%	11%	10%	12%
Intermarried	96%	4%	<1%	0%
Unmarried	78%	13%	5%	4%
Orthodox	8%	18%	17%	58%
Conservative	48%	21%	19%	13%
Reform	93%	6%	1%	<1%
Other denomination	82%	15%	2%	1%
No denomination	90%	6%	3%	1%
Local syn. member	41%	19%	14%	27%
OOA syn. member	65%	14%	13%	8%
Non-member	87%	8%	4%	2%

<b>Aspects of Being Jewish</b>	Being Jewish is a matter of culture: Not at all	Being Jewish is a matter of culture: A little	Being Jewish is a matter of culture: Somewhat	Being Jewish is a matter of culture: Very much	Being Jewish is a matter of ethnicity: Not at all	Being Jewish is a matter of ethnicity: A little
Overall	3%	10%	20%	67%	8%	9%
Personal	3%	39%	28%	31%	6%	22%
Holiday	3%	5%	31%	62%	12%	11%
Communal	2%	7%	13%	78%	7%	16%
Involved	<1%	1%	15%	83%	7%	7%
Immersed	2%	3%	12%	83%	5%	1%
West Boca Raton	1%	30%	11%	58%	1%	40%
Central Boca Raton	2%	5%	17%	76%	7%	7%
East Boca Raton	2%	6%	27%	65%	13%	9%
Delray Beach	2%	11%	24%	64%	9%	5%
Resp. age 18-34	<1%	29%	14%	57%	13%	27%
Resp. age 35-49	<1%	8%	21%	70%	11%	18%
Resp. age 50-64	3%	6%	24%	66%	8%	6%
Resp. age 65-79	3%	5%	20%	72%	5%	4%
Resp. age 80 +	4%	6%	17%	73%	2%	9%
Seasonal	2%	2%	18%	78%	3%	5%
Year-round	2%	13%	20%	65%	9%	13%
Inmarried	1%	4%	19%	76%	5%	6%
Intermarried	3%	17%	25%	55%	1%	7%
Unmarried	3%	19%	19%	58%	14%	22%
Orthodox	1%	5%	9%	85%	3%	2%
Conservative	1%	4%	16%	80%	5%	9%
Reform	2%	6%	24%	68%	8%	10%
Other denomination	8%	0%	6%	87%	4%	0%
No denomination	2%	23%	22%	53%	11%	18%
Local syn. member	<1%	3%	18%	79%	5%	6%
OOA syn. member	3%	2%	12%	84%	12%	3%
Non-member	2%	14%	22%	61%	8%	15%

<b>Aspects of Being Jewish</b>	Being Jewish is a matter of ethnicity: Somewhat	Being Jewish is a matter of ethnicity: Very much	Being Jewish is a matter of religion: Not at all	Being Jewish is a matter of religion: A little	Being Jewish is a matter of religion: Somewhat	Being Jewish is a matter of religion: Very much
Overall	23%	60%	10%	16%	29%	45%
Personal	23%	49%	24%	43%	19%	14%
Holiday	30%	47%	5%	9%	42%	43%
Communal	16%	61%	20%	16%	24%	40%
Involved	21%	66%	4%	8%	30%	58%
Immersed	13%	81%	<1%	6%	14%	80%
West Boca Raton	13%	46%	5%	33%	27%	35%
Central Boca Raton	20%	66%	7%	12%	24%	58%
East Boca Raton	22%	57%	15%	18%	22%	44%
Delray Beach	22%	64%	12%	13%	33%	41%
Resp. age 18-34	23%	36%	6%	20%	31%	43%
Resp. age 35-49	26%	46%	9%	22%	35%	34%
Resp. age 50-64	21%	66%	11%	16%	25%	48%
Resp. age 65-79	18%	72%	13%	11%	25%	51%
Resp. age 80 +	18%	72%	11%	15%	18%	56%
Seasonal	17%	75%	5%	14%	25%	56%
Year-round	22%	57%	12%	16%	27%	45%
Inmarried	19%	69%	7%	9%	27%	57%
Intermarried	23%	69%	13%	33%	32%	23%
Unmarried	22%	42%	15%	23%	23%	39%
Orthodox	13%	82%	<1%	2%	11%	87%
Conservative	16%	70%	3%	7%	25%	65%
Reform	27%	56%	4%	14%	35%	46%
Other denomination	11%	85%	1%	11%	28%	61%
No denomination	19%	52%	26%	30%	22%	22%
Local syn. member	25%	64%	2%	6%	19%	72%
OOA syn. member	8%	77%	1%	12%	30%	57%
Non-member	21%	56%	15%	20%	29%	36%

<b>Aspects of Being Jewish</b>	Being Jewish is a matter of community: Not at all	Being Jewish is a matter of community: A little	Being Jewish is a matter of community: Somewhat	Being Jewish is a matter of community: Very much	Being Jewish means working for justice & equality in society: Essential
Overall	11%	12%	27%	50%	54%
Personal	32%	29%	28%	11%	50%
Holiday	5%	8%	39%	48%	45%
Communal	9%	18%	34%	40%	63%
Involved	1%	6%	27%	66%	63%
Immersed	4%	2%	14%	80%	56%
West Boca Raton	25%	12%	28%	35%	56%
Central Boca Raton	7%	9%	18%	66%	59%
East Boca Raton	10%	13%	37%	39%	56%
Delray Beach	7%	13%	34%	46%	52%
Resp. age 18-34	15%	16%	26%	43%	60%
Resp. age 35-49	7%	12%	38%	43%	42%
Resp. age 50-64	12%	10%	32%	47%	51%
Resp. age 65-79	7%	10%	27%	55%	60%
Resp. age 80 +	9%	16%	21%	54%	58%
Seasonal	4%	6%	20%	70%	60%
Year-round	11%	14%	31%	44%	54%
Inmarried	5%	9%	25%	61%	54%
Intermarried	8%	33%	38%	21%	57%
Unmarried	18%	12%	31%	39%	58%
Orthodox	5%	3%	12%	80%	45%
Conservative	4%	7%	20%	69%	55%
Reform	5%	8%	35%	51%	58%
Other denomination	0%	1%	31%	68%	70%
No denomination	20%	23%	33%	23%	55%
Local syn. member	3%	6%	18%	73%	50%
OOA syn. member	4%	3%	21%	73%	69%
Non-member	13%	16%	33%	37%	54%

<b>Aspects of Being Jewish</b>	Being Jewish means working for justice & equality in society: Important, not essential	Being Jewish means working for justice & equality in society: Not important	Being Jewish means leading an ethical & moral life: Essential	Being Jewish means leading an ethical & moral life: Important, not essential	Being Jewish means leading an ethical & moral life: Not important
Overall	39%	7%	75%	19%	5%
Personal	38%	12%	59%	22%	19%
Holiday	46%	9%	66%	28%	6%
Communal	31%	6%	70%	23%	7%
Involved	31%	6%	80%	17%	3%
Immersed	39%	5%	86%	13%	1%
West Boca Raton	38%	6%	58%	19%	23%
Central Boca Raton	33%	8%	77%	20%	3%
East Boca Raton	32%	12%	71%	21%	8%
Delray Beach	42%	6%	73%	23%	4%
Resp. age 18-34	30%	10%	68%	14%	19%
Resp. age 35-49	53%	6%	67%	22%	11%
Resp. age 50-64	38%	11%	71%	24%	4%
Resp. age 65-79	36%	4%	78%	19%	2%
Resp. age 80 +	35%	7%	71%	28%	1%
Seasonal	36%	4%	81%	18%	2%
Year-round	37%	9%	70%	22%	8%
Inmarried	38%	8%	77%	21%	2%
Intermarried	42%	1%	86%	13%	1%
Unmarried	33%	9%	59%	24%	17%
Orthodox	46%	9%	81%	17%	2%
Conservative	39%	5%	80%	17%	3%
Reform	35%	7%	75%	20%	5%
Other denomination	30%	0%	82%	18%	0%
No denomination	35%	10%	61%	27%	12%
Local syn. member	44%	6%	82%	17%	1%
OOA syn. member	27%	4%	89%	10%	1%
Non-member	37%	9%	66%	24%	10%

## Antisemitism

	Concerned about antisemitism at US colleges: Not at all	Concerned about antisemitism at US colleges: A little	Concerned about antisemitism at US colleges: Somewhat	Concerned about antisemitism at US colleges: Very much	Concerned about antisemitism in the US: Not at all	Concerned about antisemitism in the US: A little
Overall	6%	6%	20%	69%	4%	8%
Personal	10%	9%	38%	42%	6%	9%
Holiday	10%	9%	23%	58%	2%	12%
Communal	6%	4%	18%	72%	3%	4%
Involved	4%	4%	18%	74%	4%	4%
Immersed	<1%	2%	17%	81%	1%	6%
West Boca Raton	13%	2%	30%	55%	2%	11%
Central Boca Raton	4%	7%	19%	70%	3%	6%
East Boca Raton	10%	7%	26%	57%	4%	10%
Delray Beach	4%	5%	23%	68%	4%	6%
Resp. age 18-34	17%	12%	34%	37%	6%	11%
Resp. age 35-49	3%	5%	21%	70%	3%	14%
Resp. age 50-64	7%	5%	26%	62%	4%	6%
Resp. age 65-79	2%	3%	17%	78%	<1%	5%
Resp. age 80 +	<1%	3%	13%	84%	2%	2%
Seasonal	3%	3%	19%	75%	1%	5%
Year-round	7%	6%	24%	63%	4%	8%
Inmarried	3%	4%	20%	73%	2%	7%
Intermarried	1%	4%	40%	55%	0%	1%
Unmarried	14%	8%	22%	56%	6%	9%
Orthodox	1%	4%	21%	74%	3%	6%
Conservative	1%	6%	15%	78%	1%	8%
Reform	8%	4%	17%	71%	3%	5%
Other denomination	8%	1%	19%	72%	0%	7%
No denomination	9%	8%	36%	46%	6%	9%
Local syn. member	2%	7%	20%	72%	2%	6%
OOA syn. member	7%	4%	11%	78%	6%	4%
Non-member	7%	5%	26%	61%	3%	8%



## Antisemitism

	Concerned about antisemitism in the US: Somewhat	Concerned about antisemitism in the US: Very much	Concerned about antisemitism in South Palm Beach County: Not at all	Concerned about antisemitism in South Palm Beach County: A little	Concerned about antisemitism in South Palm Beach County: Somewhat	Concerned about antisemitism in South Palm Beach County: Very much	Personally experienced antisemitism in the past year
Overall	19%	69%	19%	20%	23%	38%	13%
Personal	39%	46%	28%	14%	27%	31%	15%
Holiday	22%	64%	21%	21%	20%	39%	9%
Communal	12%	81%	19%	11%	24%	46%	8%
Involved	20%	72%	16%	25%	23%	36%	6%
Immersed	21%	72%	13%	27%	22%	37%	15%
West Boca Raton	26%	62%	21%	18%	29%	32%	5%
Central Boca Raton	21%	70%	21%	19%	24%	37%	8%
East Boca Raton	25%	61%	17%	27%	26%	30%	23%
Delray Beach	25%	66%	19%	19%	19%	43%	7%
Resp. age 18-34	41%	42%	41%	20%	24%	15%	15%
Resp. age 35-49	11%	71%	18%	24%	13%	45%	23%
Resp. age 50-64	26%	63%	18%	22%	26%	34%	13%
Resp. age 65-79	17%	78%	11%	17%	27%	45%	5%
Resp. age 80 +	13%	83%	12%	19%	15%	55%	2%
Seasonal	24%	70%	16%	20%	28%	36%	6%
Year-round	22%	66%	20%	20%	22%	39%	12%
Inmarried	19%	72%	16%	19%	23%	42%	8%
Intermarried	38%	61%	21%	23%	18%	37%	25%
Unmarried	24%	61%	24%	19%	25%	31%	10%
Orthodox	26%	65%	13%	38%	22%	27%	10%
Conservative	14%	76%	15%	15%	21%	49%	8%
Reform	18%	74%	18%	19%	21%	41%	6%
Other denomination	13%	79%	15%	30%	6%	50%	23%
No denomination	34%	51%	27%	18%	28%	27%	17%
Local syn. member	22%	69%	16%	28%	22%	34%	13%
OOA syn. member	18%	72%	17%	21%	25%	38%	7%
Non-member	23%	66%	21%	17%	23%	39%	10%

Community Connections	Closest friends are Jewish:				
	None	Some	Half	Most	All
Overall	5%	21%	13%	50%	11%
Personal	16%	42%	14%	23%	5%
Holiday	3%	17%	15%	57%	7%
Communal	3%	26%	17%	46%	8%
Involved	4%	11%	14%	59%	11%
Immersed	<1%	10%	7%	61%	23%
West Boca Raton	1%	36%	16%	40%	8%
Central Boca Raton	4%	8%	12%	59%	17%
East Boca Raton	9%	25%	18%	44%	5%
Delray Beach	6%	21%	12%	51%	10%
Resp. age 18-34	21%	40%	12%	23%	4%
Resp. age 35-49	<1%	30%	17%	47%	5%
Resp. age 50-64	4%	19%	19%	48%	10%
Resp. age 65-79	<1%	13%	12%	62%	12%
Resp. age 80 +	<1%	7%	8%	63%	22%
Seasonal	<1%	4%	10%	68%	17%
Year-round	6%	25%	14%	45%	9%
Inmarried	2%	10%	14%	61%	14%
Intermarried	15%	32%	20%	31%	2%
Unmarried	8%	36%	11%	36%	8%
Orthodox	<1%	6%	4%	64%	26%
Conservative	1%	13%	12%	56%	18%
Reform	4%	16%	15%	59%	6%
Other denomination	0%	27%	11%	61%	2%
No denomination	12%	38%	16%	27%	6%
Local syn. member	1%	14%	8%	59%	17%
OOA syn. member	5%	2%	13%	63%	17%
Non-member	7%	26%	15%	44%	7%

Community Connections	Feel like part of worldwide Jewish community: Not at all							
	Feel like part of worldwide Jewish community: Not at all	Feel like part of worldwide Jewish community: A little	Feel like part of worldwide Jewish community: Somewhat	Feel like part of worldwide Jewish community: Very much	Feel like part of SPBC Jewish community: Not at all	Feel like part of SPBC Jewish community: A little	Feel like part of SPBC Jewish community: Somewhat	Feel like part of SPBC Jewish community: Very much
Overall	6%	21%	33%	40%	19%	25%	34%	21%
Personal	9%	47%	34%	10%	44%	40%	13%	4%
Holiday	15%	19%	42%	24%	21%	26%	39%	14%
Communal	5%	18%	39%	39%	20%	26%	35%	19%
Involved	1%	10%	38%	51%	8%	22%	42%	27%
Immersed	1%	3%	22%	74%	6%	18%	39%	37%
West Boca Raton	18%	28%	27%	27%	16%	25%	35%	24%
Central Boca Raton	3%	14%	29%	54%	15%	21%	40%	24%
East Boca Raton	5%	27%	30%	38%	22%	33%	30%	15%
Delray Beach	4%	16%	46%	34%	24%	29%	30%	17%
Resp. age 18-34	2%	32%	35%	31%	21%	28%	34%	18%
Resp. age 35-49	23%	22%	27%	28%	21%	30%	33%	17%
Resp. age 50-64	5%	20%	40%	36%	23%	30%	30%	16%
Resp. age 65-79	4%	12%	35%	48%	19%	25%	34%	23%
Resp. age 80 +	6%	12%	32%	51%	10%	19%	42%	29%
Seasonal	1%	8%	36%	54%	14%	25%	42%	18%
Year-round	8%	22%	35%	36%	21%	27%	32%	21%
Inmarried	6%	11%	37%	46%	14%	25%	36%	26%
Intermarried	3%	31%	44%	22%	42%	34%	19%	4%
Unmarried	7%	28%	29%	36%	21%	27%	36%	16%
Orthodox	1%	5%	20%	75%	5%	18%	38%	39%
Conservative	6%	7%	35%	53%	11%	22%	41%	26%
Reform	8%	15%	36%	41%	15%	23%	40%	22%
Other denomination	0%	6%	20%	75%	20%	22%	12%	45%
No denomination	5%	38%	40%	17%	33%	37%	22%	7%
Local syn. member	2%	8%	27%	63%	5%	14%	41%	39%
OOA syn. member	1%	3%	32%	64%	18%	27%	41%	14%
Non-member	9%	26%	39%	27%	25%	30%	31%	14%

## Beliefs & Viewpoints

	Among intermarried, Jewish community is welcoming to interfaith families: Not at all	Among intermarried, Jewish community is welcoming to interfaith families: A little	Among intermarried, Jewish community is welcoming to interfaith families: Somewhat	Among intermarried, Jewish community is welcoming to interfaith families: Very much	Among intermarried, Jewish community is welcoming to interfaith families: No Opinion
Overall	10%	7%	17%	21%	45%
Personal	9%	2%	7%	19%	64%
Holiday	6%	10%	29%	24%	30%
Communal	0%	9%	29%	39%	23%
Involved	<1%	<1%	25%	38%	37%
Immersed	3%	17%	22%	32%	26%
West Boca Raton	22%	15%	33%	17%	13%
Central Boca Raton	13%	1%	22%	32%	32%
East Boca Raton	0%	7%	4%	29%	61%
Delray Beach	0%	6%	23%	20%	50%
Resp. age 18-34	10%	0%	6%	27%	57%
Resp. age 35-49	0%	<1%	37%	15%	48%
Resp. age 50-64	5%	10%	20%	30%	35%
Resp. age 65-79	4%	8%	16%	26%	46%
Resp. age 80 +	0%	0%	1%	54%	45%
Seasonal	0%	<1%	22%	42%	36%
Year-round	5%	6%	18%	26%	45%
Inmarried					
Intermarried					
Unmarried					
Orthodox	0%	0%	46%	27%	27%
Conservative	8%	18%	8%	30%	37%
Reform	5%	11%	13%	40%	30%
Other denomination	0%	0%	79%	18%	2%
No denomination	5%	2%	22%	19%	53%
Local syn. member	1%	25%	10%	35%	28%
OOA syn. member	0%	0%	55%	24%	21%
Non-member	5%	4%	18%	27%	46%

<b>Beliefs &amp; Viewpoints</b>	Politics: Republican	Politics: Democrat	Politics: Independent	Politics: Other affiliation	Politics: Prefer not to answer
Overall	17%	43%	24%	6%	10%
Personal	6%	48%	25%	9%	12%
Holiday	22%	52%	15%	4%	7%
Communal	14%	48%	21%	8%	9%
Involved	16%	43%	28%	3%	10%
Immersed	28%	23%	35%	6%	8%
West Boca Raton	20%	56%	17%	4%	4%
Central Boca Raton	19%	43%	24%	4%	10%
East Boca Raton	17%	38%	36%	4%	6%
Delray Beach	16%	44%	22%	7%	12%
Resp. age 18-34	16%	46%	19%	6%	13%
Resp. age 35-49	23%	41%	31%	3%	3%
Resp. age 50-64	19%	43%	21%	12%	6%
Resp. age 65-79	18%	38%	30%	3%	11%
Resp. age 80 +	10%	52%	22%	6%	11%
Seasonal	18%	41%	26%	6%	8%
Year-round	17%	44%	24%	6%	9%
Inmarried	21%	41%	23%	5%	10%
Intermarried	5%	35%	37%	8%	15%
Unmarried	15%	49%	24%	7%	6%
Orthodox	47%	14%	19%	6%	14%
Conservative	25%	39%	25%	3%	8%
Reform	13%	51%	24%	5%	7%
Other denomination	10%	22%	15%	30%	24%
No denomination	9%	44%	27%	9%	11%
Local syn. member	25%	31%	29%	4%	11%
OOA syn. member	17%	37%	34%	3%	9%
Non-member	15%	49%	21%	7%	8%

<b>Beliefs &amp; Viewpoints</b>	Important to address drug/alcohol use: Not at all	Important to address drug/alcohol use: A little	Important to address drug/alcohol use: Somewhat	Important to address drug/alcohol use: Very much	Important to address disagreements about Israel: Not at all	Important to address disagreements about Israel: A little
Overall	14%	10%	22%	54%	7%	12%
Personal	31%	11%	21%	38%	9%	37%
Holiday	10%	15%	24%	51%	12%	11%
Communal	21%	7%	20%	52%	6%	7%
Involved	8%	12%	27%	54%	3%	7%
Immersed	9%	11%	24%	56%	3%	9%
West Boca Raton	32%	12%	20%	35%	14%	22%
Central Boca Raton	10%	11%	23%	55%	4%	13%
East Boca Raton	11%	16%	29%	44%	5%	13%
Delray Beach	13%	9%	24%	54%	6%	13%
Resp. age 18-34	44%	10%	16%	30%	4%	33%
Resp. age 35-49	25%	16%	25%	34%	19%	7%
Resp. age 50-64	6%	14%	26%	54%	4%	14%
Resp. age 65-79	5%	9%	27%	59%	4%	7%
Resp. age 80 +	8%	5%	20%	68%	9%	7%
Seasonal	9%	13%	25%	53%	3%	7%
Year-round	17%	11%	23%	50%	8%	15%
Inmarried	9%	14%	25%	52%	8%	10%
Intermarried	15%	9%	31%	45%	4%	19%
Unmarried	26%	8%	17%	48%	5%	17%
Orthodox	3%	7%	29%	61%	8%	12%
Conservative	8%	13%	22%	56%	2%	7%
Reform	14%	10%	22%	53%	7%	11%
Other denomination	27%	6%	22%	45%	0%	<1%
No denomination	26%	13%	23%	37%	8%	24%
Local syn. member	8%	10%	28%	54%	3%	11%
OOA syn. member	8%	12%	24%	56%	2%	6%
Non-member	19%	11%	22%	48%	9%	16%

<b>Beliefs &amp; Viewpoints</b>	Important to address disagreements about Israel: Somewhat	Important to address disagreements about Israel: Very much	Important to address the quality of Jewish life on local campuses: Not at all	Important to address the quality of Jewish life on local campuses: A little	Important to address the quality of Jewish life on local campuses: Somewhat	Important to address the quality of Jewish life on local campuses: Very much
Overall	32%	49%	6%	10%	26%	59%
Personal	22%	32%	12%	31%	24%	34%
Holiday	44%	32%	3%	11%	35%	51%
Communal	38%	50%	3%	9%	29%	59%
Involved	40%	50%	2%	4%	30%	64%
Immersed	21%	66%	4%	3%	15%	79%
West Boca Raton	40%	24%	1%	5%	28%	67%
Central Boca Raton	31%	52%	5%	7%	24%	64%
East Boca Raton	38%	43%	8%	11%	33%	48%
Delray Beach	33%	48%	2%	19%	28%	51%
Resp. age 18-34	37%	26%	7%	18%	22%	53%
Resp. age 35-49	26%	48%	10%	7%	29%	55%
Resp. age 50-64	39%	43%	3%	11%	31%	55%
Resp. age 65-79	33%	55%	4%	11%	23%	63%
Resp. age 80 +	27%	57%	2%	8%	29%	61%
Seasonal	38%	52%	2%	6%	24%	68%
Year-round	32%	45%	5%	12%	27%	55%
Inmarried	33%	48%	2%	9%	27%	61%
Intermarried	26%	51%	7%	30%	22%	41%
Unmarried	37%	40%	8%	8%	27%	57%
Orthodox	21%	59%	0%	4%	21%	75%
Conservative	33%	57%	4%	7%	19%	69%
Reform	41%	41%	2%	9%	32%	57%
Other denomination	32%	68%	0%	5%	32%	64%
No denomination	29%	40%	8%	18%	29%	45%
Local syn. member	29%	57%	4%	4%	22%	70%
OOA syn. member	40%	52%	2%	4%	19%	75%
Non-member	34%	41%	5%	15%	30%	50%

## Beliefs & Viewpoints

	Important to enhance the quality of life in SPBC beyond the Jewish community: Not at all	Important to enhance the quality of life in SPBC beyond the Jewish community: A little	Important to enhance the quality of life in SPBC beyond the Jewish community: Somewhat	Important to enhance the quality of life in SPBC beyond the Jewish community: Very much
Overall	5%	11%	33%	50%
Personal	4%	27%	25%	44%
Holiday	8%	12%	39%	42%
Communal	3%	6%	34%	57%
Involved	3%	14%	45%	39%
Immersed	3%	13%	38%	45%
West Boca Raton	2%	27%	31%	40%
Central Boca Raton	6%	12%	35%	46%
East Boca Raton	4%	19%	35%	42%
Delray Beach	4%	8%	42%	46%
Resp. age 18-34	5%	28%	26%	41%
Resp. age 35-49	5%	9%	30%	56%
Resp. age 50-64	3%	12%	41%	44%
Resp. age 65-79	5%	12%	42%	40%
Resp. age 80 +	4%	7%	34%	56%
Seasonal	4%	14%	49%	34%
Year-round	4%	14%	33%	48%
Inmarried	6%	13%	40%	42%
Intermarried	1%	9%	25%	64%
Unmarried	3%	18%	34%	45%
Orthodox	7%	23%	33%	37%
Conservative	7%	7%	40%	46%
Reform	2%	11%	41%	46%
Other denomination	0%	20%	27%	53%
No denomination	4%	21%	31%	44%
Local syn. member	5%	13%	34%	47%
OOA syn. member	3%	10%	53%	34%
Non-member	4%	15%	34%	46%



Israel	Have you ever been to Israel?						
	Never	Once	Multiple times	Lived there/Israeli citizen	on Birthright Israel (among age-eligible)	on education/volunteer trip	on trip sponsored by Jewish organization
Overall	31%	28%	31%	9%	44%	17%	28%
Personal	60%	25%	11%	4%	--	8%	6%
Holiday	36%	36%	21%	7%	49%	10%	25%
Communal	33%	36%	24%	7%	47%	17%	28%
Involved	19%	34%	43%	5%	43%	19%	38%
Immersed	8%	10%	57%	25%	41%	34%	48%
West Boca Raton	50%	23%	16%	10%	23%	10%	17%
Central Boca Raton	18%	28%	44%	10%	56%	18%	38%
East Boca Raton	34%	28%	26%	13%	51%	9%	16%
Delray Beach	34%	28%	32%	6%	33%	21%	30%
Resp. age 18-34	31%	39%	17%	13%	53%	16%	18%
Resp. age 35-49	45%	10%	20%	25%	2%	22%	25%
Resp. age 50-64	37%	27%	32%	4%		15%	27%
Resp. age 65-79	26%	29%	37%	8%		16%	31%
Resp. age 80 +	19%	32%	45%	4%		19%	39%
Seasonal	14%	31%	52%	3%	--	19%	40%
Year-round	35%	28%	26%	11%	39%	17%	25%
Inmarried	23%	28%	39%	10%	30%	19%	34%
Intermarried	62%	27%	7%	5%	22%	4%	16%
Unmarried	35%	30%	25%	9%	49%	19%	23%
Orthodox	7%	6%	55%	31%	31%	28%	27%
Conservative	21%	24%	43%	12%	36%	22%	41%
Reform	34%	36%	28%	2%	48%	13%	29%
Other denomination	20%	10%	44%	26%	0%	19%	30%
No denomination	41%	31%	19%	9%	35%	16%	18%
Local syn. member	13%	17%	49%	21%	41%	28%	45%
OOA syn. member	11%	34%	53%	2%	99%	24%	47%
Non-member	41%	32%	21%	6%	36%	12%	20%

Israel	Haven't been to Israel because of: Safety Concerns	Haven't been to Israel because of: Cost	Haven't been to Israel because of: Never thought about It	Haven't been to Israel because of: No interest	Haven't been to Israel because of: Don't like to travel long distances	Applied to Birthright Israel (among age-eligible who haven't gone on Birthright)
Overall	9%	10%	2%	4%	5%	13%
Personal	10%	23%	15%	5%	6%	7%
Holiday	16%	7%	<1%	4%	6%	14%
Communal	9%	13%	2%	1%	7%	12%
Involved	6%	8%	<1%	1%	2%	24%
Immersed	3%	6%	0%	<1%	<1%	0%
West Boca Raton	12%	9%	17%	2%	6%	0%
Central Boca Raton	7%	7%	<1%	2%	2%	28%
East Boca Raton	10%	16%	1%	2%	5%	25%
Delray Beach	8%	14%	2%	3%	5%	9%
Resp. age 18-34	5%	12%	13%	0%	1%	17%
Resp. age 35-49	18%	16%	1%	2%	4%	4%
Resp. age 50-64	13%	15%	1%	3%	5%	
Resp. age 65-79	7%	8%	2%	3%	5%	
Resp. age 80 +	3%	7%	<1%	1%	5%	
Seasonal	5%	3%	<1%	1%	3%	28%
Year-round	10%	13%	4%	2%	5%	11%
Inmarried	8%	7%	<1%	1%	4%	12%
Intermarried	13%	37%	1%	4%	7%	0%
Unmarried	10%	10%	9%	3%	5%	14%
Orthodox	<1%	4%	0%	1%	3%	7%
Conservative	5%	8%	<1%	1%	5%	13%
Reform	14%	9%	1%	3%	4%	17%
Other denomination	0%	20%	0%	0%	0%	0%
No denomination	8%	19%	10%	2%	4%	9%
Local syn. member	5%	7%	<1%	<1%	2%	17%
OOA syn. member	2%	4%	<1%	1%	1%	0%
Non-member	11%	14%	5%	3%	6%	10%

Israel						
	Friends in Israel	Relatives in Israel	In past month, sought out news about Israel: Never	In past month, sought out news about Israel: < Weekly	In past month, sought out news about Israel: < Daily	In past month, sought out news about Israel: Daily +
Overall	31%	44%	24%	22%	30%	24%
Personal	17%	25%	51%	30%	15%	4%
Holiday	26%	39%	46%	27%	19%	8%
Communal	32%	38%	11%	26%	36%	27%
Involved	25%	36%	14%	30%	40%	16%
Immersed	54%	65%	2%	3%	29%	65%
West Boca Raton	33%	39%	34%	35%	19%	12%
Central Boca Raton	34%	49%	18%	19%	32%	31%
East Boca Raton	37%	40%	26%	30%	18%	26%
Delray Beach	23%	33%	26%	20%	35%	19%
Resp. age 18-34	39%	38%	51%	20%	15%	14%
Resp. age 35-49	45%	68%	23%	31%	22%	24%
Resp. age 50-64	33%	34%	23%	25%	29%	23%
Resp. age 65-79	24%	40%	16%	22%	36%	27%
Resp. age 80 +	21%	38%	14%	19%	34%	34%
Seasonal	26%	40%	14%	16%	36%	34%
Year-round	32%	41%	28%	25%	26%	21%
Inmarried	36%	46%	17%	20%	34%	29%
Intermarried	17%	29%	29%	35%	24%	12%
Unmarried	27%	37%	37%	25%	19%	19%
Orthodox	74%	79%	2%	8%	32%	58%
Conservative	34%	48%	16%	19%	33%	32%
Reform	21%	31%	27%	27%	30%	15%
Other denomination	53%	56%	15%	9%	33%	42%
No denomination	27%	36%	35%	28%	19%	18%
Local syn. member	48%	60%	13%	15%	32%	40%
OOA syn. member	22%	38%	22%	12%	29%	37%
Non-member	26%	34%	29%	28%	27%	16%

Israel	Jewish state necessary for long-term survival of Jewish people: Strongly disagree	Jewish state necessary for long-term survival of Jewish people: Disagree	Jewish state necessary for long-term survival of Jewish people: Neither disagree nor agree	Jewish state necessary for long-term survival of Jewish people: Agree	Jewish state necessary for long-term survival of Jewish people: Strongly agree	Jewish state necessary for long-term survival of Jewish people: Don't know
Overall	4%	1%	2%	20%	71%	2%
Personal	5%	<1%	5%	39%	45%	6%
Holiday	3%	1%	5%	31%	58%	2%
Communal	4%	5%	3%	19%	68%	1%
Involved	3%	1%	1%	14%	80%	1%
Immersed	3%	1%	1%	10%	85%	1%
West Boca Raton	1%	7%	1%	38%	54%	1%
Central Boca Raton	5%	1%	5%	19%	70%	1%
East Boca Raton	6%	1%	3%	18%	68%	4%
Delray Beach	2%	1%	3%	22%	69%	2%
Resp. age 18-34	2%	2%	9%	41%	41%	4%
Resp. age 35-49	2%	7%	2%	20%	68%	1%
Resp. age 50-64	6%	1%	2%	17%	72%	2%
Resp. age 65-79	3%	1%	2%	17%	76%	1%
Resp. age 80 +	3%	1%	<1%	17%	78%	1%
Seasonal	4%	<1%	1%	14%	79%	2%
Year-round	3%	2%	4%	24%	64%	2%
Inmarried	3%	1%	2%	19%	73%	2%
Intermarried	8%	3%	3%	26%	60%	<1%
Unmarried	3%	3%	5%	26%	60%	3%
Orthodox	5%	2%	3%	8%	82%	1%
Conservative	2%	1%	1%	11%	84%	1%
Reform	2%	3%	3%	23%	67%	1%
Other denomination	2%	2%	0%	5%	91%	1%
No denomination	6%	<1%	6%	35%	48%	5%
Local syn. member	3%	1%	2%	18%	75%	1%
OOA syn. member	4%	<1%	1%	12%	83%	<1%
Non-member	4%	2%	4%	26%	62%	3%

Israel	Feel personally responsible for Israelis in need of social support: Not at all	Feel personally responsible for Israelis in need of social support: A little	Feel personally responsible for Israelis in need of social support: Somewhat	Feel personally responsible for Israelis in need of social support: Very much	Feel a connection to Israel: Not at all	Feel a connection to Israel: A little
Overall	32%	17%	33%	17%	9%	12%
Personal	62%	10%	22%	6%	27%	37%
Holiday	47%	21%	22%	11%	10%	13%
Communal	27%	16%	32%	25%	6%	14%
Involved	16%	22%	44%	18%	1%	9%
Immersed	7%	16%	38%	39%	0%	1%
West Boca Raton	52%	16%	15%	17%	28%	8%
Central Boca Raton	22%	20%	38%	21%	5%	12%
East Boca Raton	33%	16%	35%	16%	9%	18%
Delray Beach	31%	17%	35%	16%	4%	18%
Resp. age 18-34	49%	21%	15%	14%	19%	16%
Resp. age 35-49	30%	19%	34%	17%	17%	21%
Resp. age 50-64	35%	16%	29%	20%	7%	16%
Resp. age 65-79	21%	17%	41%	21%	3%	12%
Resp. age 80 +	25%	13%	33%	29%	2%	8%
Seasonal	22%	13%	41%	24%	2%	6%
Year-round	34%	18%	29%	19%	10%	16%
Inmarried	24%	19%	34%	23%	3%	11%
Intermarried	42%	16%	33%	9%	7%	39%
Unmarried	41%	14%	28%	17%	20%	11%
Orthodox	5%	24%	33%	38%	0%	3%
Conservative	21%	19%	34%	26%	2%	7%
Reform	30%	17%	33%	20%	8%	12%
Other denomination	5%	9%	53%	34%	0%	6%
No denomination	49%	15%	27%	10%	16%	27%
Local syn. member	13%	22%	37%	28%	2%	6%
OOA syn. member	19%	10%	44%	26%	1%	3%
Non-member	40%	17%	28%	16%	12%	19%

Israel	Connection to Israel						
	Feel a connection to Israel: Somewhat	Feel a connection to Israel: Very much	Doesn't know Hebrew alphabet	Can read Hebrew letters	Understands some Hebrew	Understands most Hebrew	Understands all Hebrew
Overall	27%	52%	40%	30%	18%	5%	7%
Personal	19%	18%	74%	18%	5%	1%	2%
Holiday	40%	38%	42%	39%	12%	<1%	7%
Communal	29%	51%	37%	41%	17%	1%	4%
Involved	33%	56%	23%	44%	28%	3%	1%
Immersed	11%	88%	6%	25%	27%	16%	25%
West Boca Raton	26%	38%	49%	29%	10%	3%	8%
Central Boca Raton	21%	62%	27%	36%	19%	8%	11%
East Boca Raton	31%	42%	39%	36%	14%	4%	8%
Delray Beach	30%	49%	35%	37%	23%	2%	3%
Resp. age 18-34	22%	43%	43%	33%	11%	2%	11%
Resp. age 35-49	20%	42%	35%	21%	14%	8%	21%
Resp. age 50-64	37%	40%	38%	35%	20%	3%	4%
Resp. age 65-79	25%	60%	32%	36%	22%	5%	5%
Resp. age 80 +	25%	65%	35%	39%	19%	4%	4%
Seasonal	28%	64%	28%	38%	24%	6%	3%
Year-round	27%	47%	38%	33%	16%	4%	9%
Inmarried	30%	56%	28%	37%	20%	6%	9%
Intermarried	25%	30%	65%	20%	15%	1%	<1%
Unmarried	22%	47%	41%	34%	15%	3%	7%
Orthodox	11%	86%	2%	13%	25%	27%	32%
Conservative	26%	66%	18%	43%	24%	5%	10%
Reform	35%	45%	41%	42%	14%	1%	1%
Other denomination	20%	74%	13%	35%	21%	3%	28%
No denomination	23%	34%	55%	23%	16%	1%	6%
Local syn. member	21%	72%	10%	30%	27%	14%	19%
OOA syn. member	20%	76%	23%	40%	30%	4%	3%
Non-member	30%	38%	48%	34%	13%	1%	4%

## Organizations

	☐HH affiliates with Levis JCC	☐HH belongs to Jewish organization in SPBC	☐HH belongs to Jewish organization in other home community	☐HH belongs to Jewish group in SPBC	☐HH belongs to Jewish group in other home community	☐HH pays dues to Jewish organization in SPBC	☐HH pays dues to Jewish organization in other home community
Overall	17%	33%	40%	7%	33%	20%	49%
Personal	0%	< 1%	--	0%	--	< 1%	--
Holiday	12%	21%	--	6%	--	8%	--
Communal	21%	37%	46%	13%	--	21%	37%
Involved	26%	45%	48%	9%	24%	31%	40%
Immersed	22%	60%	48%	23%	51%	45%	50%
West Boca Raton	45%	26%	--	7%	--	15%	--
Central Boca Raton	22%	39%	51%	12%	41%	26%	47%
East Boca Raton	12%	23%	46%	6%	--	14%	31%
Delray Beach	9%	38%	31%	9%	38%	28%	56%
Resp. age 18-34	10%	14%	--	2%	--	5%	--
Resp. age 35-49	22%	14%	--	3%	--	6%	--
Resp. age 50-64	13%	33%	22%	11%	56%	19%	61%
Resp. age 65-79	20%	43%	52%	10%	50%	31%	58%
Resp. age 80 +	18%	43%	25%	17%	--	34%	41%
Seasonal	16%	45%	40%	5%	30%	41%	41%
Year-round	17%	33%	42%	11%	90%	20%	70%
Inmarried	18%	38%	37%	9%	54%	25%	34%
Intermarried	10%	18%	--	8%	--	8%	--
Unmarried	18%	36%	49%	11%	--	26%	70%
Orthodox	17%	51%	63%	14%	30%	36%	57%
Conservative	21%	40%	44%	13%	59%	29%	39%
Reform	19%	41%	30%	9%	34%	26%	61%
Other denomination	12%	37%	--	11%	--	27%	--
No denomination	12%	15%	--	7%	--	9%	--
Local syn. member	19%	55%	62%	22%	53%	40%	60%
OOA syn. member	15%	42%	38%	10%	38%	35%	34%
Non-member	15%	27%	34%	7%	--	16%	55%

Organizations	Attended Jewish program, event, or class in SPBC: At least monthly						
	Attended Jewish program, event, or class in SPBC: At least monthly	Attended Jewish program, event, or class in SPBC: < Monthly	Attended Jewish program, event, or class in SPBC: Never	Read material produced by Jewish organization in SPBC: At least monthly	Read material produced by Jewish organization in SPBC: < Monthly	Read material produced by Jewish organization in SPBC: Never	Attended Jewish program, event, or class in other home community: At least monthly
Overall	13%	24%	63%	31%	28%	41%	21%
Personal	0%	4%	96%	0%	20%	80%	0%
Holiday	2%	16%	82%	7%	20%	73%	<1%
Communal	16%	25%	59%	49%	35%	15%	10%
Involved	15%	42%	43%	33%	43%	24%	18%
Immersed	32%	30%	38%	65%	19%	16%	48%
West Boca Raton	13%	14%	74%	30%	21%	50%	16%
Central Boca Raton	15%	32%	54%	33%	28%	39%	25%
East Boca Raton	11%	25%	63%	23%	35%	43%	11%
Delray Beach	14%	20%	65%	36%	25%	39%	21%
Resp. age 18-34	10%	21%	69%	20%	24%	57%	11%
Resp. age 35-49	13%	23%	64%	35%	19%	46%	16%
Resp. age 50-64	9%	23%	67%	26%	36%	38%	16%
Resp. age 65-79	16%	26%	58%	36%	27%	37%	20%
Resp. age 80 +	15%	23%	62%	42%	25%	33%	29%
Seasonal	15%	28%	57%	36%	25%	39%	25%
Year-round	13%	22%	65%	30%	28%	42%	7%
Inmarried	14%	26%	60%	36%	26%	38%	22%
Intermarried	5%	9%	86%	21%	29%	50%	3%
Unmarried	14%	25%	61%	27%	29%	43%	19%
Orthodox	27%	26%	46%	66%	23%	11%	44%
Conservative	16%	27%	57%	43%	24%	33%	28%
Reform	10%	26%	64%	25%	31%	44%	11%
Other denomination	50%	21%	29%	61%	13%	26%	37%
No denomination	7%	19%	74%	19%	29%	52%	10%
Local syn. member	25%	34%	41%	47%	26%	26%	32%
OOA syn. member	18%	37%	45%	38%	31%	32%	34%
Non-member	8%	18%	75%	24%	27%	48%	6%



## Organizations

	Attended Jewish program, event, or class in other home community: < Monthly	Attended Jewish program, event, or class in other home community: Never	Read material produced by Jewish organization in other home community: At least monthly	Read material produced by Jewish organization in other home community: < Monthly	Read material produced by Jewish organization in other home community: Never	Learn about local Jewish community from: Organizations' newsletters/email
Overall	27%	51%	35%	30%	34%	34%
Personal	12%	88%	0%	41%	59%	2%
Holiday	11%	89%	4%	40%	56%	22%
Communal	37%	53%	39%	14%	48%	28%
Involved	43%	39%	39%	37%	23%	51%
Immersed	29%	24%	76%	15%	8%	69%
West Boca Raton	13%	71%	23%	12%	64%	36%
Central Boca Raton	35%	39%	47%	33%	20%	43%
East Boca Raton	29%	60%	32%	36%	32%	28%
Delray Beach	24%	55%	39%	22%	39%	31%
Resp. age 18-34	5%	84%	11%	5%	84%	24%
Resp. age 35-49	11%	72%	16%	18%	66%	38%
Resp. age 50-64	22%	62%	34%	35%	30%	35%
Resp. age 65-79	37%	43%	42%	31%	27%	39%
Resp. age 80 +	32%	40%	55%	25%	19%	33%
Seasonal	34%	41%	47%	29%	23%	49%
Year-round	17%	77%	20%	25%	54%	31%
Inmarried	33%	45%	44%	27%	29%	42%
Intermarried	13%	84%	9%	63%	28%	21%
Unmarried	20%	61%	34%	21%	45%	27%
Orthodox	14%	42%	57%	22%	21%	67%
Conservative	35%	37%	55%	26%	19%	44%
Reform	35%	54%	27%	32%	42%	40%
Other denomination	11%	52%	62%	11%	26%	18%
No denomination	15%	75%	24%	31%	45%	14%
Local syn. member	25%	43%	50%	23%	27%	65%
OOA syn. member	43%	23%	58%	29%	13%	56%
Non-member	21%	74%	22%	30%	48%	21%

## Organizations

	Learn about local Jewish community from: The Jewish Journal or other local Jewish periodical	Learn about local Jewish community from: Rabbis or Jewish community leaders	Learn about local Jewish community from: Family or friends	Learn about local Jewish community from: Social media or the internet	Learn about local Jewish community from: Jewish Federation of South Palm Beach County
Overall	34%	23%	54%	66%	24%
Personal	11%	0%	32%	50%	10%
Holiday	20%	10%	51%	51%	19%
Communal	48%	7%	54%	75%	22%
Involved	39%	33%	67%	73%	26%
Immersed	57%	55%	66%	75%	33%
West Boca Raton	21%	10%	43%	59%	26%
Central Boca Raton	36%	31%	57%	73%	28%
East Boca Raton	19%	25%	57%	66%	26%
Delray Beach	50%	15%	56%	63%	14%
Resp. age 18-34	8%	25%	55%	72%	22%
Resp. age 35-49	23%	32%	57%	70%	21%
Resp. age 50-64	31%	21%	61%	70%	22%
Resp. age 65-79	47%	18%	53%	60%	21%
Resp. age 80 +	65%	12%	41%	53%	29%
Seasonal	53%	24%	59%	63%	26%
Year-round	31%	20%	53%	66%	21%
Inmarried	40%	23%	56%	63%	24%
Intermarried	26%	8%	58%	78%	13%
Unmarried	32%	22%	51%	65%	23%
Orthodox	49%	63%	69%	82%	31%
Conservative	48%	27%	55%	64%	26%
Reform	34%	19%	57%	66%	24%
Other denomination	54%	17%	60%	87%	43%
No denomination	22%	8%	48%	61%	14%
Local syn. member	43%	59%	65%	76%	31%
OOA syn. member	46%	33%	55%	63%	17%
Non-member	31%	6%	51%	62%	20%

<b>Volunteering &amp; Causes</b>	Volunteered in past month	Volunteered for Jewish organization in past month	Board member or leader for Jewish organization: Local	Board member or leader for Jewish organization: Other home	Other volunteer for Jewish organization: Local	Other volunteer for Jewish organization: Other home	Volunteered for non-Jewish organization in past month
Overall	36%	18%	7%	4%	12%	3%	23%
Personal	22%	0%	0%	0%	0%	0%	22%
Holiday	23%	1%	<1%	0%	0%	<1%	22%
Communal	44%	19%	9%	2%	14%	1%	31%
Involved	40%	28%	11%	4%	18%	5%	19%
Immersed	49%	42%	21%	16%	19%	11%	18%
West Boca Raton	38%	16%	4%	1%	14%	1%	23%
Central Boca Raton	37%	19%	10%	5%	10%	3%	22%
East Boca Raton	39%	22%	8%	6%	10%	5%	24%
Delray Beach	33%	17%	8%	5%	10%	4%	23%
Resp. age 18-34	38%	17%	5%	0%	14%	0%	22%
Resp. age 35-49	44%	20%	12%	1%	17%	1%	33%
Resp. age 50-64	41%	17%	8%	4%	10%	4%	31%
Resp. age 65-79	32%	21%	9%	9%	8%	6%	16%
Resp. age 80 +	23%	12%	6%	2%	4%	1%	14%
Seasonal	36%	24%	4%	17%	3%	12%	18%
Year-round	36%	17%	9%	1%	12%	1%	24%
Inmarried	35%	21%	10%	7%	10%	5%	19%
Intermarried	37%	6%	1%	1%	5%	<1%	34%
Unmarried	36%	17%	6%	1%	13%	2%	25%
Orthodox	39%	36%	22%	11%	15%	4%	6%
Conservative	36%	25%	10%	10%	11%	8%	20%
Reform	40%	17%	6%	1%	13%	2%	27%
Other denomination	69%	53%	31%	8%	10%	15%	22%
No denomination	28%	8%	4%	1%	6%	1%	23%
Local syn. member	46%	34%	19%	7%	21%	6%	20%
OOA syn. member	46%	32%	4%	19%	9%	13%	19%
Non-member	30%	10%	4%	1%	6%	1%	24%

## Volunteering & Causes

	Important topic and issue - Education: Not at all	Important topic and issue - Education: A little	Important topic and issue - Education: Somewhat	Important topic and issue - Education: Very much	Important topic and issue - Israel: Not at all	Important topic and issue - Israel: A little	Important topic and issue - Israel: Somewhat
Overall	10%	7%	21%	63%	15%	9%	28%
Personal	19%	5%	17%	59%	51%	12%	15%
Holiday	7%	10%	29%	54%	12%	14%	39%
Communal	6%	6%	27%	61%	10%	10%	24%
Involved	3%	7%	26%	64%	4%	10%	36%
Immersed	6%	9%	19%	65%	<1%	2%	19%
West Boca Raton	5%	2%	15%	78%	23%	5%	27%
Central Boca Raton	8%	11%	27%	54%	12%	9%	29%
East Boca Raton	2%	8%	22%	68%	15%	9%	23%
Delray Beach	10%	7%	29%	54%	11%	12%	31%
Resp. age 18-34	5%	10%	22%	63%	27%	9%	19%
Resp. age 35-49	10%	2%	18%	70%	18%	7%	33%
Resp. age 50-64	9%	10%	26%	56%	11%	13%	32%
Resp. age 65-79	8%	7%	27%	59%	8%	8%	27%
Resp. age 80 +	8%	7%	21%	64%	9%	8%	21%
Seasonal	6%	10%	28%	56%	6%	8%	32%
Year-round	8%	7%	23%	62%	16%	10%	26%
Inmarried	7%	8%	26%	58%	7%	10%	29%
Intermarried	4%	4%	18%	73%	28%	17%	15%
Unmarried	10%	7%	22%	62%	21%	6%	27%
Orthodox	7%	17%	15%	61%	1%	1%	15%
Conservative	11%	7%	25%	56%	7%	7%	22%
Reform	4%	6%	29%	61%	8%	9%	40%
Other denomination	0%	8%	14%	78%	0%	3%	28%
No denomination	10%	8%	19%	63%	31%	15%	20%
Local syn. member	6%	10%	24%	60%	4%	7%	27%
OOA syn. member	6%	4%	24%	65%	3%	4%	28%
Non-member	9%	7%	24%	60%	19%	11%	27%

## Volunteering & Causes

	Important topic and issue - Israel: Very much	Important topic and issue - Social Justice: Not at all	Important topic and issue - Social Justice: A little	Important topic and issue - Social Justice: Somewhat	Important topic and issue - Social Justice: Very much	Important topic and issue - Health/Medical: Not at all	Important topic and issue - Health/Medical: A little
Overall	49%	13%	8%	24%	54%	11%	6%
Personal	23%	33%	9%	25%	33%	13%	5%
Holiday	36%	8%	13%	32%	47%	10%	7%
Communal	56%	6%	5%	19%	70%	7%	9%
Involved	51%	6%	11%	26%	56%	4%	12%
Immersed	79%	10%	15%	25%	50%	11%	14%
West Boca Raton	45%	4%	4%	35%	57%	3%	4%
Central Boca Raton	50%	10%	14%	27%	49%	12%	14%
East Boca Raton	53%	19%	11%	15%	54%	6%	9%
Delray Beach	46%	11%	12%	28%	50%	7%	10%
Resp. age 18-34	45%	10%	11%	30%	50%	6%	19%
Resp. age 35-49	42%	24%	8%	22%	46%	14%	6%
Resp. age 50-64	45%	13%	13%	23%	51%	7%	11%
Resp. age 65-79	57%	7%	10%	28%	55%	8%	8%
Resp. age 80 +	62%	9%	10%	20%	61%	12%	4%
Seasonal	54%	8%	12%	32%	49%	8%	10%
Year-round	49%	13%	10%	23%	53%	9%	10%
Inmarried	54%	10%	14%	27%	49%	10%	10%
Intermarried	40%	24%	3%	14%	58%	5%	8%
Unmarried	46%	10%	7%	25%	57%	8%	9%
Orthodox	84%	13%	25%	32%	30%	10%	25%
Conservative	64%	12%	13%	28%	47%	14%	9%
Reform	44%	5%	8%	26%	61%	5%	7%
Other denomination	68%	0%	1%	31%	68%	2%	0%
No denomination	35%	20%	9%	20%	51%	8%	9%
Local syn. member	63%	11%	14%	30%	45%	11%	16%
OOA syn. member	65%	6%	11%	23%	60%	6%	5%
Non-member	43%	13%	9%	24%	54%	9%	8%

<b>Volunteering &amp; Causes</b>	Important topic and issue - Health/Medical: Somewhat	Important topic and issue - Health/Medical: Very much	Important topic and issue - Other: Not at all	Important topic and issue - Other: A little	Important topic and issue - Other: Somewhat	Important topic and issue - Other: Very much
Overall	29%	54%	33%	5%	14%	48%
Personal	31%	51%	65%	1%	7%	27%
Holiday	35%	48%	40%	3%	18%	39%
Communal	24%	60%	28%	6%	18%	47%
Involved	28%	56%	33%	10%	21%	36%
Immersed	30%	46%	37%	10%	18%	35%
West Boca Raton	34%	58%	50%	3%	6%	41%
Central Boca Raton	29%	45%	41%	7%	23%	29%
East Boca Raton	34%	51%	60%	1%	7%	32%
Delray Beach	26%	56%	27%	9%	21%	42%
Resp. age 18-34	20%	55%	46%	2%	20%	31%
Resp. age 35-49	47%	33%	40%	2%	8%	50%
Resp. age 50-64	30%	53%	42%	4%	15%	39%
Resp. age 65-79	29%	55%	36%	11%	22%	32%
Resp. age 80 +	21%	63%	42%	7%	11%	40%
Seasonal	34%	49%	35%	12%	22%	31%
Year-round	28%	53%	42%	4%	15%	38%
Inmarried	32%	48%	38%	7%	17%	38%
Intermarried	35%	52%	57%	3%	19%	21%
Unmarried	23%	60%	41%	3%	15%	41%
Orthodox	22%	43%	43%	11%	14%	32%
Conservative	27%	50%	41%	7%	12%	40%
Reform	36%	52%	26%	7%	27%	39%
Other denomination	24%	74%	42%	0%	5%	52%
No denomination	26%	57%	55%	2%	9%	34%
Local syn. member	29%	44%	40%	8%	21%	30%
OOA syn. member	30%	59%	22%	11%	33%	34%
Non-member	29%	54%	43%	4%	13%	40%

## Jewish Activities

	In past month, ate Jewish foods: Never	In past month, ate Jewish foods: Weekly or less	In past month, ate Jewish foods: More than weekly	In past month, discussed Jewish topics: Never	In past month, discussed Jewish topics: Weekly or less	In past month, discussed Jewish topics: More than weekly
Overall	28%	44%	27%	19%	48%	33%
Personal	45%	55%	<1%	65%	34%	<1%
Holiday	48%	45%	7%	38%	57%	5%
Communal	9%	55%	36%	4%	51%	45%
Involved	21%	63%	16%	5%	62%	33%
Immersed	4%	23%	74%	<1%	11%	89%
West Boca Raton	17%	56%	27%	35%	36%	30%
Central Boca Raton	27%	36%	37%	12%	46%	42%
East Boca Raton	41%	41%	18%	29%	40%	31%
Delray Beach	20%	61%	20%	21%	47%	32%
Resp. age 18-34	29%	49%	23%	27%	48%	25%
Resp. age 35-49	33%	40%	27%	30%	31%	40%
Resp. age 50-64	24%	47%	29%	19%	49%	32%
Resp. age 65-79	23%	50%	27%	18%	43%	39%
Resp. age 80 +	19%	54%	28%	21%	43%	36%
Seasonal	21%	46%	33%	14%	37%	48%
Year-round	26%	49%	25%	24%	46%	31%
Inmarried	22%	49%	29%	17%	43%	40%
Intermarried	33%	57%	11%	35%	45%	19%
Unmarried	28%	45%	27%	24%	45%	30%
Orthodox	8%	20%	72%	2%	23%	75%
Conservative	19%	48%	33%	11%	45%	44%
Reform	25%	52%	23%	21%	49%	30%
Other denomination	26%	56%	18%	16%	31%	53%
No denomination	34%	52%	14%	36%	43%	21%
Local syn. member	14%	34%	52%	4%	37%	59%
OOA syn. member	22%	49%	29%	11%	39%	50%
Non-member	30%	53%	18%	30%	47%	23%

## Jewish Activities

	In past month, looked up Jewish information online: Never	In past month, looked up Jewish information online: Weekly or less	In past month, looked up Jewish information online: More than weekly	In past month, accessed Jewish culture: Never	In past month, accessed Jewish culture: Weekly or less	In past month, accessed Jewish culture: More than weekly
Overall	48%	30%	23%	52%	34%	14%
Personal	82%	17%	1%	76%	24%	0%
Holiday	88%	9%	2%	93%	6%	1%
Communal	29%	41%	30%	33%	56%	12%
Involved	26%	60%	14%	31%	62%	7%
Immersed	3%	19%	78%	12%	35%	53%
West Boca Raton	56%	18%	26%	65%	26%	8%
Central Boca Raton	35%	32%	33%	41%	37%	22%
East Boca Raton	52%	32%	16%	52%	40%	8%
Delray Beach	47%	31%	23%	46%	39%	15%
Resp. age 18-34	53%	32%	15%	58%	32%	10%
Resp. age 35-49	54%	19%	27%	69%	25%	6%
Resp. age 50-64	40%	34%	25%	41%	42%	17%
Resp. age 65-79	40%	30%	30%	45%	40%	14%
Resp. age 80 +	54%	25%	21%	45%	39%	17%
Seasonal	34%	29%	37%	34%	42%	24%
Year-round	49%	30%	21%	53%	35%	11%
Inmarried	39%	30%	31%	47%	35%	18%
Intermarried	42%	49%	9%	46%	50%	4%
Unmarried	59%	22%	19%	56%	34%	10%
Orthodox	8%	28%	64%	14%	44%	41%
Conservative	33%	31%	36%	44%	38%	18%
Reform	49%	32%	20%	51%	38%	10%
Other denomination	29%	48%	23%	38%	21%	41%
No denomination	64%	25%	11%	60%	33%	7%
Local syn. member	21%	31%	47%	32%	37%	31%
OOA syn. member	31%	28%	41%	32%	48%	21%
Non-member	57%	29%	14%	59%	35%	7%



## Jewish Activities

	In past month, studied Jewish religious text: Never	In past month, studied Jewish religious text: Weekly or less	In past month, studied Jewish religious text: More than weekly
Overall	76%	16%	8%
Personal	89%	11%	0%
Holiday	94%	4%	1%
Communal	86%	12%	2%
Involved	76%	22%	2%
Immersed	29%	41%	30%
West Boca Raton	89%	7%	4%
Central Boca Raton	66%	19%	16%
East Boca Raton	77%	19%	4%
Delray Beach	79%	17%	4%
Resp. age 18-34	67%	26%	8%
Resp. age 35-49	77%	14%	9%
Resp. age 50-64	74%	19%	7%
Resp. age 65-79	79%	13%	7%
Resp. age 80 +	84%	13%	3%
Seasonal	68%	22%	10%
Year-round	77%	16%	6%
Inmarried	72%	18%	9%
Intermarried	74%	25%	1%
Unmarried	81%	14%	5%
Orthodox	14%	37%	50%
Conservative	68%	27%	5%
Reform	84%	12%	4%
Other denomination	76%	22%	2%
No denomination	87%	12%	1%
Local syn. member	44%	33%	23%
OOA syn. member	61%	32%	7%
Non-member	88%	10%	2%

## Philanthropy

	In past year, made charitable donation	In past year, donated to a Jewish organization	Donated only to Jewish organizations	Donated to a local Jewish organization	Donated only to local Jewish organizations	Gave to the Jewish Federation of South Palm Beach County
Overall	82%	63%	4%	37%	2%	10%
Personal	79%	15%	1%	4%	1%	< 1%
Holiday	65%	48%	2%	24%	3%	6%
Communal	76%	60%	6%	33%	4%	11%
Involved	96%	93%	10%	59%	8%	17%
Immersed	95%	94%	15%	64%	5%	18%
West Boca Raton	73%	37%	6%	30%	7%	12%
Central Boca Raton	79%	74%	7%	43%	4%	16%
East Boca Raton	85%	55%	9%	31%	3%	8%
Delray Beach	88%	67%	5%	36%	3%	8%
Resp. age 18-34	67%	31%	8%	20%	5%	3%
Resp. age 35-49	78%	57%	7%	35%	3%	11%
Resp. age 50-64	82%	61%	6%	34%	4%	7%
Resp. age 65-79	90%	77%	8%	44%	6%	12%
Resp. age 80 +	86%	81%	5%	54%	2%	21%
Seasonal	96%	92%	4%	45%	2%	18%
Year-round	78%	55%	7%	35%	5%	8%
Inmarried	87%	77%	9%	47%	6%	13%
Intermarried	85%	34%	0%	13%	1%	2%
Unmarried	72%	49%	6%	27%	3%	8%
Orthodox	89%	89%	25%	67%	5%	16%
Conservative	90%	83%	11%	55%	5%	13%
Reform	78%	67%	4%	34%	5%	13%
Other denomination	70%	70%	0%	39%	2%	9%
No denomination	78%	33%	2%	19%	3%	4%
Local syn. member	86%	84%	13%	67%	7%	17%
OOA syn. member	98%	98%	11%	37%	2%	14%
Non-member	78%	49%	4%	27%	4%	8%

## Philanthropy

	Gave to Jewish organization in community with other home	Gave to Jewish federation in community with other home	Plans for charity next year: Increase	Plans for charity next year: Decrease
Overall	67%	26%	16%	4%
Personal	--	2%	17%	1%
Holiday	46%	7%	17%	2%
Communal	43%	12%	14%	5%
Involved	75%	49%	17%	6%
Immersed	90%	53%	18%	6%
West Boca Raton	41%	2%	15%	2%
Central Boca Raton	76%	34%	14%	3%
East Boca Raton	47%	2%	24%	6%
Delray Beach	75%	29%	14%	5%
Resp. age 18-34	--	2%	34%	2%
Resp. age 35-49	25%	1%	18%	2%
Resp. age 50-64	57%	21%	17%	4%
Resp. age 65-79	81%	39%	10%	5%
Resp. age 80 +	76%	41%	6%	5%
Seasonal	83%	52%	14%	3%
Year-round	25%	2%	18%	4%
Inmarried	75%	33%	16%	4%
Intermarried	26%	3%	24%	1%
Unmarried	49%	16%	15%	4%
Orthodox	76%	40%	18%	3%
Conservative	83%	46%	16%	5%
Reform	67%	22%	16%	3%
Other denomination	--	--	7%	2%
No denomination	34%	6%	20%	3%
Local syn. member	70%	26%	19%	4%
OOA syn. member	91%	64%	23%	3%
Non-member	48%	12%	15%	4%

<b>Financial Well-Being</b>	Employed full-time	Employed part-time	Retired	Not working	Looking for work	□HH is prosperous	□HH is very comfortable
Overall	34%	12%	37%	16%	14%	7%	31%
Personal	54%	6%	27%	13%	29%	4%	23%
Holiday	35%	14%	30%	21%	10%	8%	29%
Communal	26%	10%	45%	18%	22%	5%	32%
Involved	26%	13%	44%	17%	5%	9%	37%
Immersed	33%	17%	38%	12%	7%	9%	33%
West Boca Raton	44%	9%	19%	28%	24%	6%	26%
Central Boca Raton	29%	14%	41%	16%	8%	10%	34%
East Boca Raton	49%	14%	19%	18%	14%	9%	28%
Delray Beach	27%	11%	52%	10%	18%	6%	31%
Resp. age 18-34	58%	9%	0%	34%	25%	9%	20%
Resp. age 35-49	67%	13%	1%	19%	18%	2%	14%
Resp. age 50-64	48%	19%	17%	17%	20%	6%	29%
Resp. age 65-79	10%	13%	68%	9%	7%	9%	35%
Resp. age 80 +	1%	3%	90%	6%	4%	5%	43%
Seasonal	10%	15%	66%	9%	3%	17%	53%
Year-round	41%	11%	30%	18%	17%	5%	26%
Inmarried	31%	13%	45%	11%	8%	11%	34%
Intermarried	66%	6%	20%	8%	27%	9%	34%
Unmarried	30%	13%	29%	28%	21%	3%	27%
Orthodox	46%	18%	20%	17%	8%	5%	22%
Conservative	27%	11%	51%	11%	5%	9%	35%
Reform	24%	13%	38%	24%	14%	9%	36%
Other denomination	4%	15%	76%	5%	18%	6%	11%
No denomination	49%	11%	30%	11%	24%	4%	23%
Local syn. member	39%	15%	27%	18%	9%	7%	34%
OOA syn. member	16%	12%	57%	15%	2%	20%	45%
Non-member	36%	11%	36%	16%	18%	5%	28%

<b>Financial Well-Being</b>	☐HH is reasonably comfortable	☐HH is just getting along	☐HH is nearly poor or poor	☐Confident for retirement: Very confident	☐Confident for retirement: Somewhat confident	☐Confident for retirement: Uncertain	☐Confident for retirement: Not very confident
Overall	45%	17%	2%	30%	33%	24%	7%
Personal	48%	25%	< 1%	27%	30%	21%	9%
Holiday	39%	22%	2%	26%	28%	31%	8%
Communal	40%	18%	4%	28%	35%	19%	7%
Involved	43%	9%	2%	39%	35%	19%	3%
Immersed	43%	14%	2%	36%	34%	20%	6%
West Boca Raton	45%	17%	6%	36%	18%	21%	5%
Central Boca Raton	39%	15%	2%	34%	33%	21%	7%
East Boca Raton	50%	12%	< 1%	25%	39%	27%	7%
Delray Beach	40%	22%	1%	29%	40%	18%	6%
Resp. age 18-34	34%	37%	0%	25%	25%	22%	12%
Resp. age 35-49	58%	24%	2%	9%	34%	46%	6%
Resp. age 50-64	41%	22%	2%	19%	35%	26%	7%
Resp. age 65-79	41%	12%	3%	42%	33%	14%	6%
Resp. age 80 +	41%	11%	1%	45%	29%	18%	5%
Seasonal	29%	1%	0%	60%	33%	5%	0%
Year-round	45%	21%	2%	25%	33%	25%	8%
Inmarried	45%	9%	1%	38%	35%	21%	5%
Intermarried	41%	17%	0%	20%	36%	26%	13%
Unmarried	41%	26%	4%	30%	31%	21%	5%
Orthodox	48%	22%	2%	25%	38%	25%	8%
Conservative	44%	9%	2%	39%	32%	18%	6%
Reform	38%	16%	1%	32%	32%	25%	3%
Other denomination	66%	17%	0%	29%	5%	56%	0%
No denomination	44%	27%	3%	25%	35%	19%	12%
Local syn. member	42%	14%	3%	31%	35%	24%	6%
OOA syn. member	28%	6%	0%	55%	38%	3%	3%
Non-member	45%	20%	2%	26%	33%	25%	7%

<b>Financial Well-Being</b>	☐Confident for retirement: Not at all confident	☐HH experienced economic hardship in past year	☐Hardship: Change in employment	☐Hardship: Change in housing	☐Hardship: Change in health	☐Hardship: Change in family structure
Overall	6%	19%	9%	3%	8%	5%
Personal	14%	24%	10%	7%	8%	12%
Holiday	6%	24%	8%	6%	12%	5%
Communal	11%	16%	6%	1%	10%	3%
Involved	4%	16%	10%	1%	6%	2%
Immersed	3%	16%	6%	3%	7%	6%
West Boca Raton	20%	30%	12%	5%	14%	15%
Central Boca Raton	5%	16%	8%	2%	7%	3%
East Boca Raton	3%	16%	6%	<1%	3%	8%
Delray Beach	7%	19%	8%	5%	9%	3%
Resp. age 18-34	16%	39%	18%	16%	7%	18%
Resp. age 35-49	5%	21%	17%	2%	6%	4%
Resp. age 50-64	13%	29%	13%	3%	14%	10%
Resp. age 65-79	5%	12%	3%	2%	7%	2%
Resp. age 80 +	3%	9%	<1%	1%	7%	1%
Seasonal	2%	1%	1%	<1%	0%	0%
Year-round	9%	23%	9%	4%	10%	7%
Inmarried	2%	14%	8%	2%	6%	2%
Intermarried	5%	15%	10%	7%	2%	3%
Unmarried	12%	25%	7%	3%	13%	9%
Orthodox	4%	20%	11%	4%	7%	6%
Conservative	6%	16%	6%	1%	7%	4%
Reform	8%	17%	9%	4%	9%	4%
Other denomination	11%	29%	11%	6%	29%	10%
No denomination	9%	22%	8%	5%	7%	9%
Local syn. member	4%	20%	8%	3%	7%	8%
OOA syn. member	<1%	4%	1%	1%	3%	0%
Non-member	10%	22%	9%	4%	10%	6%

<b>Financial Well-Being</b>	☐HH receives public benefit	☐Benefit: SSI or SSDI	☐Benefit: SNAP	☐Benefit: Medicaid	☐Benefit: Housing subsidy	☐Benefit: Daycare assistance
Overall	13%	9%	1%	4%	2%	< 1%
Personal	17%	11%	1%	7%	0%	0%
Holiday	16%	12%	1%	7%	0%	1%
Communal	19%	13%	2%	3%	5%	<1%
Involved	5%	3%	<1%	1%	0%	<1%
Immersed	8%	5%	1%	3%	<1%	1%
West Boca Raton	12%	9%	4%	6%	3%	0%
Central Boca Raton	10%	7%	2%	3%	0%	<1%
East Boca Raton	7%	6%	0%	2%	0%	<1%
Delray Beach	16%	11%	1%	2%	2%	1%
Resp. age 18-34	2%	<1%	<1%	1%	0%	<1%
Resp. age 35-49	15%	4%	<1%	4%	8%	1%
Resp. age 50-64	17%	15%	2%	3%	0%	0%
Resp. age 65-79	14%	8%	2%	6%	1%	1%
Resp. age 80 +	10%	6%	<1%	6%	0%	<1%
Seasonal	1%	<1%	0%	<1%	0%	0%
Year-round	16%	10%	2%	5%	1%	1%
Inmarried	9%	6%	1%	3%	0%	1%
Intermarried	6%	2%	3%	4%	0%	0%
Unmarried	19%	13%	1%	6%	3%	<1%
Orthodox	14%	8%	1%	5%	<1%	3%
Conservative	9%	6%	<1%	3%	0%	<1%
Reform	12%	10%	1%	4%	0%	1%
Other denomination	6%	6%	0%	6%	0%	0%
No denomination	17%	8%	3%	7%	4%	0%
Local syn. member	10%	7%	1%	5%	<1%	1%
OOA syn. member	1%	<1%	0%	0%	0%	0%
Non-member	16%	11%	2%	5%	2%	<1%

## Financial Well-Being

	□ HH does not have three months' savings	□ HH skipped rent/mortgage payment in past year	□ HH cannot pay emergency \$400 expense	□ Financial issue constrained participation in Jewish life
Overall	27%	5%	6%	7%
Personal	43%	9%	3%	7%
Holiday	32%	4%	10%	10%
Communal	22%	4%	7%	10%
Involved	19%	3%	5%	10%
Immersed	22%	4%	3%	7%
West Boca Raton	44%	14%	11%	17%
Central Boca Raton	21%	3%	6%	7%
East Boca Raton	27%	4%	2%	7%
Delray Beach	26%	4%	5%	9%
Resp. age 18-34	49%	20%	9%	7%
Resp. age 35-49	48%	6%	8%	15%
Resp. age 50-64	29%	7%	7%	11%
Resp. age 65-79	21%	2%	4%	7%
Resp. age 80 +	19%	1%	5%	6%
Seasonal	6%	<1%	0%	<1%
Year-round	32%	6%	7%	11%
Inmarried	19%	4%	4%	11%
Intermarried	34%	5%	2%	3%
Unmarried	32%	6%	9%	9%
Orthodox	34%	8%	8%	13%
Conservative	20%	2%	6%	10%
Reform	24%	3%	6%	10%
Other denomination	48%	0%	11%	45%
No denomination	36%	10%	4%	4%
Local syn. member	23%	4%	4%	7%
OOA syn. member	11%	<1%	<1%	4%
Non-member	31%	6%	7%	10%



## Health and Special Needs

	☐HH is caregiver for elderly relative	☐HH is caregiver for elderly relative in SPBC	☐HH has parent in SPBC assisted living	☐HH has parent in non-local assisted living	☐HH is caregiver for non-elderly member	☐HH is caregiver for relative in other SPBC household
Overall	13%	9%	90%	7%	2%	4%
Personal	12%	9%	40%	7%	2%	7%
Holiday	12%	10%	10%	11%	1%	2%
Communal	16%	14%	37%	4%	5%	3%
Involved	17%	12%	13%	6%	1%	10%
Immersed	20%	11%	23%	8%	8%	5%
West Boca Raton	20%	13%	29%	1%	1%	3%
Central Boca Raton	15%	10%	19%	11%	4%	4%
East Boca Raton	21%	13%	27%	9%	2%	1%
Delray Beach	11%	10%	28%	4%	6%	3%
Resp. age 18-34	9%	7%	14%	18%	4%	1%
Resp. age 35-49	7%	5%	46%	0%	2%	3%
Resp. age 50-64	28%	21%	24%	6%	4%	11%
Resp. age 65-79					3%	2%
Resp. age 80 +					0%	0%
Seasonal	13%	5%	25%	27%	5%	1%
Year-round	16%	12%	24%	4%	3%	6%
Inmarried	18%	12%	21%	12%	4%	6%
Intermarried	8%	6%	7%	2%	4%	7%
Unmarried	16%	12%	33%	3%	2%	3%
Orthodox	12%	7%	7%	3%	10%	3%
Conservative	17%	14%	23%	9%	2%	9%
Reform	19%	12%	14%	8%	3%	3%
Other denomination	0%	0%	46%	5%	0%	11%
No denomination	13%		218		3%	7%
Local syn. member	14%	9%	18%	5%	5%	5%
OOA syn. member	11%	3%	16%	27%	0%	1%
Non-member	16%	12%	27%	5%	3%	6%

## Health and Special Needs

	☐HH is in assisted living or nursing home	☐HH considering assisted living within 5 years	☐HH does not have health insurance	☐HH member has health issue, special need, or disability	☐H/N/I: Ambulatory	☐H/N/I: Cognitive
Overall	8%	7%	4%	28%	6%	1%
Personal	6%	0%	9%	24%	3%	1%
Holiday	9%	9%	2%	32%	4%	2%
Communal	11%	9%	2%	36%	12%	1%
Involved	3%	5%	2%	20%	5%	1%
Immersed	2%	5%	3%	25%	4%	1%
West Boca Raton	12%	9%	6%	30%	2%	3%
Central Boca Raton	2%	6%	3%	25%	5%	1%
East Boca Raton	0%	8%	7%	18%	1%	1%
Delray Beach	4%	5%	1%	33%	9%	1%
Resp. age 18-34			1%	10%	0%	0%
Resp. age 35-49			13%	25%	<1%	3%
Resp. age 50-64			5%	34%	10%	2%
Resp. age 65-79	2%	2%	1%	25%	4%	1%
Resp. age 80 +	16%	18%	1%	40%	14%	2%
Seasonal	2%	2%	2%	21%	7%	1%
Year-round	7%	7%	4%	29%	6%	2%
Inmarried	7%	4%	2%	27%	4%	1%
Intermarried	0%	6%	1%	23%	7%	2%
Unmarried	6%	7%	5%	31%	8%	1%
Orthodox	3%	4%	5%	25%	6%	1%
Conservative Reform	7%	8%	2%	30%	4%	<1%
Other denomination	4%	6%	3%	30%	9%	2%
No denomination	2%	0%	0%	11%	2%	2%
	8%	4%	5%	24%	3%	2%
Local syn. member	5%	8%	3%	25%	4%	2%
OOA syn. member	2%	3%	3%	17%	5%	1%
Non-member	7%	6%	4%	31%	7%	1%

Health and Special Needs	Percentage of members with special needs					
	□H/N/I: Developmental	□H/N/I: Vision	□H/N/I: Hearing	□H/N/I: Chronic health	□H/N/I: Mental health	□H/N/I: Other
Overall	1%	3%	6%	12%	5%	10%
Personal	<1%	1%	2%	9%	8%	8%
Holiday	2%	4%	7%	12%	3%	10%
Communal	2%	8%	5%	14%	9%	12%
Involved	2%	2%	4%	8%	3%	7%
Immersed	1%	5%	6%	12%	3%	9%
West Boca Raton	2%	4%	4%	10%	4%	7%
Central Boca Raton	3%	3%	6%	10%	3%	9%
East Boca Raton	1%	1%	2%	3%	6%	8%
Delray Beach	1%	4%	5%	15%	5%	11%
Resp. age 18-34	1%	1%	1%	3%	5%	2%
Resp. age 35-49	4%	<1%	0%	5%	4%	10%
Resp. age 50-64	4%	5%	5%	16%	14%	10%
Resp. age 65-79	1%	4%	4%	11%	1%	10%
Resp. age 80 +	0%	9%	13%	13%	3%	12%
Seasonal	<1%	2%	6%	9%	1%	5%
Year-round	2%	4%	5%	11%	6%	10%
Inmarried	2%	4%	6%	12%	4%	8%
Intermarried	5%	5%	3%	9%	6%	9%
Unmarried	1%	4%	4%	11%	6%	11%
Orthodox	1%	5%	6%	15%	3%	7%
Conservative	1%	5%	6%	11%	4%	11%
Reform	2%	4%	5%	15%	7%	7%
Other denomination	0%	8%	2%	6%	8%	8%
No denomination	3%	2%	3%	4%	6%	10%
Local syn. member	1%	4%	5%	12%	3%	8%
OOA syn. member	<1%	3%	3%	6%	1%	7%
Non-member	2%	4%	5%	12%	7%	10%

## Health and Special Needs

	□H/N/I impairs functionality	□H/N/I did not receive services	□H/N/I received services	□H/N/I services sought, not received by Jewish provider	□H/N/I services sought & received by Jewish provider	□H/N/I services sought, not received by non-Jewish provider	□H/N/I services sought & received by non-Jewish provider	□Health issue constrained participation in Jewish life
Overall	17%	6%	8%	6%	11%	2%	29%	9%
Personal	18%	4%	13%	0%	1%	0%	28%	3%
Holiday	19%	8%	7%	22%	24%	5%	23%	11%
Communal	25%	11%	6%	9%	5%	6%	24%	12%
Involved	10%	3%	4%	7%	5%	8%	32%	5%
Immersed	14%	3%	8%	12%	14%	2%	30%	11%
West Boca Raton	22%	12%	6%	3%	14%	3%	12%	9%
Central Boca Raton	13%	5%	5%	22%	16%	5%	14%	6%
East Boca Raton	10%	1%	9%	2%	1%	0%	43%	4%
Delray Beach	21%	8%	7%	11%	5%	5%	31%	10%
Resp. age 18-34	3%	2%	<1%	46%	0%	76%	20%	6%
Resp. age 35-49	19%	16%	3%	11%	8%	10%	17%	7%
Resp. age 50-64	26%	11%	11%	13%	5%	3%	35%	8%
Resp. age 65-79	13%	2%	6%	7%	14%	1%	19%	5%
Resp. age 80 +	24%	2%	14%	1%	24%	0%	31%	20%
Seasonal	8%	1%	3%	8%	23%	6%	15%	5%
Year-round	19%	7%	8%	10%	10%	4%	28%	9%
Inmarried	15%	5%	6%	11%	10%	6%	23%	7%
Intermarried	11%	3%	6%	9%	13%	0%	90%	11%
Unmarried	21%	8%	9%	9%	11%	3%	21%	8%
Orthodox	16%	4%	9%	4%	24%	3%	23%	9%
Conservative	17%	4%	8%	10%	22%	7%	24%	13%
Reform	19%	6%	8%	8%	5%	4%	40%	9%
Other denomination	10%	0%	8%	80%	0%	0%	0%	9%
No denomination	16%	7%	5%	12%	5%	2%	19%	2%
Local syn. member	14%	4%	7%	13%	11%	5%	22%	12%
OOA syn. member	6%	<1%	4%	0%	5%	0%	33%	6%
Non-member	20%	8%	8%	9%	11%	4%	29%	8%

## Appendix C: Broward County

In addition to the residents of South Palm Beach County, the study included interviews with 280 Jewish households in Broward County that appeared on an organization's mailing list (see Appendix A, Table A1). These individuals are not representative of Jews living in Broward County, nor are they representative of all Jews in Broward who affiliate with South Palm Beach County Jewish organizations. Rather, they are indicative of the characteristics of these households who appear on the organization lists we were able to obtain for this study.

The 280 respondents represent 6,000 Jewish households containing 11,500 Jewish adults and 2,200 Jewish children, totaling 13,700 Jews.

**Seasonality:** Fourteen percent of the households are seasonal, living in the area for fewer than 10 months of the year. These households include 1,500 Jews.

**Synagogues:** Sixty percent of the households belong to a synagogue or Jewish congregation. While the majority of these belong to religious communities in Broward County, 11% do belong to South Palm Beach County synagogues.

**Organizations:** Thirteen percent of households affiliate with the Levis JCC in some way. More than half, 57%, attended a Jewish program or event in South Palm Beach County, with 24% doing so at least monthly and 33% doing so less than monthly. A larger share, 68%, read materials produced by a South Palm Beach County Jewish organization, with 48% doing so at least monthly and 20% doing so less than monthly.

**Volunteering:** Twenty-seven percent of the Broward County Jews volunteer for a South Palm Beach County Jewish organization: 3% serve only in a leadership role, 13% do some other form of volunteering, and 10% do both.

**Donations:** One quarter of the Broward County Jews made a donation to the Jewish Federation of South Palm Beach County.

### Broward County Jews Connected to South Palm Beach County Organizations

Total Jews	13,700
Adults	
Jewish	11,500
Non-Jewish	900
Children	
Jewish	2,200
Non-Jewish	0
Total people	14,600
Total households	6,000

## Appendix D. Latent Class Analysis

Latent Class Analysis (LCA) is a method (Henry & Lazarsfeld, 1968) for uncovering the latent dimensions which explain the associations between categorical variables. It is a statistical method that is designed to identify latent variables. Latent variables are hypothesized variables of interest that cannot be measured directly in a dataset but are measured indirectly through variables that can be included (observed or manifest variables). As an illustration, “Jewish engagement” cannot be measured directly on a survey, but it is the latent variable of interest for the present study.

Unlike factor analysis, a more frequently utilized method of cluster analysis, the goal of LCA is to identify classifications of people rather than groups of variables or characteristics. The latent variable for LCA is a categorical variable representing multiple classes or types of people. Each individual is assumed to be a member of only one class. The LCA method assigns, for each case in the dataset, a probability that the case is a member of each class. This assignment is based on the pattern of responses to the observed variables used in the analysis. An excellent explanation of these techniques can be found at <http://nap.edu/18623> (Institute of Medicine 2014).

The present study uses a modern version of LCA, a Stata plugin, to estimate the latent classes (Lanza et al., 2015).

Latent class analysis works with the patterns and attempts to group them in such a way that within each group, called a class, there is no association between the items. The latent class is called latent because, although it is actually not in the variable set, it accounts for the associations between the manifest variables in the same way that a third variable can account for the observed association between two variables. In the classic example of a nonsensical statement, “The more firemen at a fire the greater the damage,” the association is accounted for by a third variable—the size of the fire. The greater the fire the more firemen; the greater the fire the more damage. In technical terms, this is called “local independence,” which is also an assumption of factor analysis. The goal of completely accounting for the associations is rarely met, in part because there are so many empty cells, as well as the messiness of real data. Rather, the method tries to find through iterative fitting the right number of classes and relationship between them that minimizes the discrepancy between a perfect fit and the actual data.

To develop an index of Jewish engagement for the present report, 18 items were used to represent the range of Jewish behaviors (Table D.1.) These items were selected to include ritual, communal, and cultural behaviors, as well as public and private behaviors. In all cases when items had more than two possible response levels, responses were dichotomized with the cutoff based on the distribution of responses in the original variable. After conducting the latent class analysis, a five-class solution was identified.

Latent Class Analysis was conducted in Stata version 15 using a user-developed LCA Stata Plugin developed by the Methodology Center at Penn State (Lanza et al., 2015). Solutions were examined for up to nine classes, as shown in Figure D.1. The five class solution was selected as the point where the goodness-of-fit measures “level off”, that is, improvement by adding more classes begin to decline. In addition, the five-class solution made intuitive sense. As in factor analysis, the number of classes, like the number of factors, is partly a matter of theory and intuition and the labels for the classes and factors are given by the analyst and are not in the data themselves. In addition to various indexes of fit, the output of the Stata program among other matters shows the size of the classes, the probability that a particular indicator would be endorsed by a member of a particular class, and the limits of confidence for the various parameters. The output is voluminous and not presented in this report. As is the case with factor analysis, the names of the classes were developed by researchers to characterize the distinguishing behaviors of each class.

Figure D.1. Goodness-of-Fit measures for 3 through 9 LCA classes

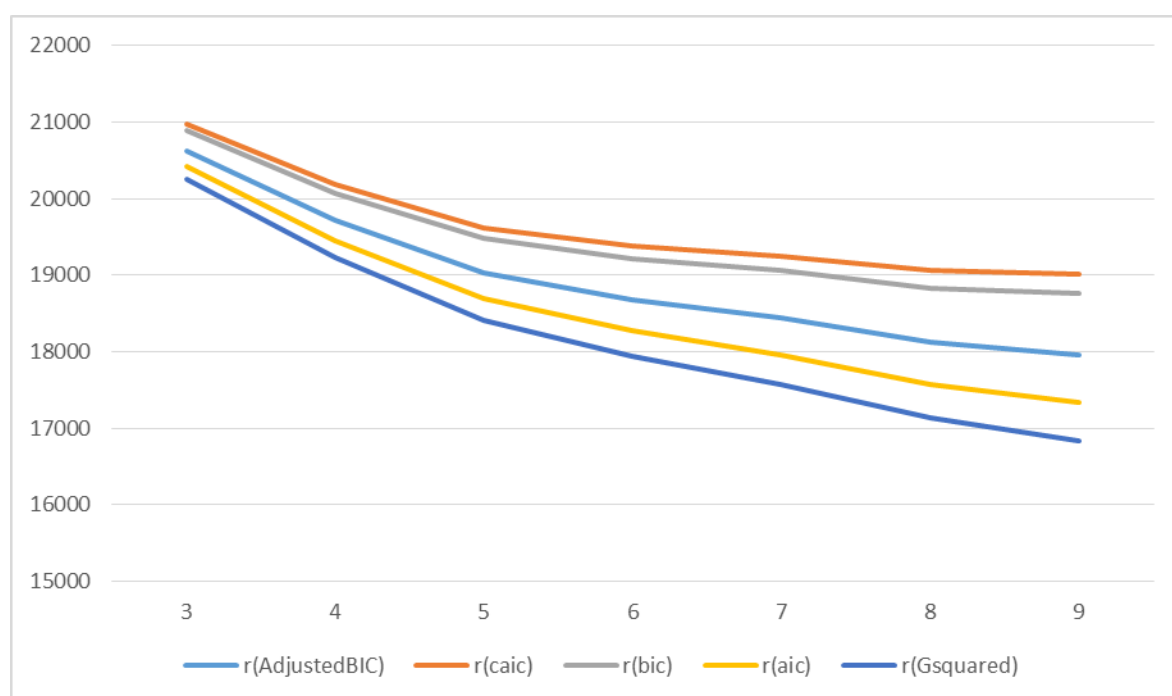


Table D.1 shows the conditional response probabilities for each behavior in the LCA analysis with the five-class solution. The first row of the table shows the probability of a random respondent being categorized in each of the five classes. The remaining rows show the conditional response probability of each behavior: the probability that a randomly selected member of a class will exhibit the given behavior. For example, for those in the class we called “Personal,” the estimated probability of attending a Seder was 31% as compared with a 100% for those labelled “Immersed.”

**NOTE: This table should not be confused with Table 4.1 in the main report, which shows weighted proportions of class membership and of each behavior within the dataset, rather than conditional probabilities as estimated by the LCA algorithm.**

Table D.I. Conditional Probability Predicted by Latent Class Model

	Personal	Holiday	Communal	Involved	Immersed
Probability of being in each class	18%	22%	20%	21%	19%
Family holidays					
Attended Seder	31%	91%	87%	97%	100%
Lit Hanukkah Candles	68%	89%	79%	91%	97%
Ritual practices					
Attended High Holy Day svc	0%	40%	0%	96%	94%
Fasted on Yom Kippur*	7%	77%	53%	86%	99%
Ever attended services, <monthly	4%	70%	52%	77%	30%
Services monthly+	0%	5%	1%	23%	67%
Observe any Kosher law	0%	11%	1%	7%	60%
Ever celebrate Shabbat, <weekly	0%	42%	40%	62%	56%
Celebrate Shabbat weekly	0%	3%	1%	2%	41%
Communal activities					
Synagogue member	2%	20%	1%	60%	91%
Jewish organization member	1%	44%	48%	64%	72%
Jewish organization donor	15%	47%	60%	92%	95%
Jewish organization volunteer	0%	1%	19%	27%	42%
Ever attend Jewish program, <monthly	4%	17%	24%	40%	25%
Jewish programs monthly+	0%	2%	16%	20%	43%
Personal activities					
Ever read Jewish material, <monthly	19%	20%	35%	38%	15%
Jewish reading monthly+	0%	9%	50%	39%	75%
Ever ate Jewish foods, <weekly	54%	45%	55%	63%	23%
Jewish foods weekly+	0%	8%	36%	16%	73%
Ever discussed Jewish topics, <weekly	35%	57%	50%	62%	12%
Jewish topics weekly+	1%	5%	45%	33%	88%
Ever accessed Jewish websites, <weekly	18%	11%	40%	59%	20%
Jewish websites weekly+	1%	2%	30%	14%	77%
Ever Jewish culture , <weekly	23%	8%	55%	61%	36%
Jewish culture weekly+	0%	1%	12%	7%	52%
Ever sought Israel news, <weekly	37%	40%	43%	47%	9%
Israel news weekly+	11%	17%	46%	37%	89%



Chapter 4 of this report (Tables 4.2-4.6) describes the distribution ***within each of the engagement groups*** of demographic and Jewish background characteristics. Tables D.2 and D.3 below provide additional information for reference. They show the distribution of engagement groups ***within each demographic or Jewish characteristic***. For example, Table 4.2 shows, within each engagement group, what proportion fall into each age category. By contrast, the first row of Table D.2, labeled 18-34, shows what proportion of 18-34 year olds fall within each engagement category.

Table D.2. Demographics by Jewish engagement (percent of Jewish adults)

	Personal	Holiday	Communal	Involved	Immersed	
Overall	17	22	21	22	18	100
AGE						
18-34	31	23	14	17	14	100
35-49	14	32	19	12	22	100
50-64	17	22	24	19	18	100
65-79	14	18	20	25	24	100
80 +	16	16	24	27	17	100
GENDER						
Male	22	20	18	19	22	100
Female	15	22	22	23	18	100
MARRIAGE						
Unmarried	26	19	25	17	14	100
Married	15	22	18	23	22	100
R IS PARENT						
Parent	21	26	12	17	23	100
Not Parent	17	20	22	22	19	100
Financial Status						
Prosperous/V. Comf	13	21	20	27	19	100
Not Prosperous	22	20	20	17	21	100
GEOGRAPHY						
West Boca	27	28	25	11	9	100
Central Boca	9	20	16	25	30	100
East Boca	28	19	12	24	17	100
Delray Beach	20	19	22	22	17	100
Seasonality						
Seasonal	4	18	12	32	33	100
Year-Round	22	22	22	18	16	100

Table D.3 Jewish background by Jewish engagement (percent of Jewish adults)

	Personal	Holiday	Communal	Involved	Immersed	
Overall	17	22	21	22	18	100
MARITAL						
Inmarried	9	23	16	26	26	100
Intermarried	45	15	27	8	5	100
DENOM						
Orthodox	79	9	1	10	0	100
Conservative	33	47	8	10	1	100
Reform	12	43	19	20	6	100
Other	28	36	12	18	7	100
None	4	21	27	25	23	100
TYPE OF JEW						
JBR	8	25	20	25	23	100
JNR	63	1	27	3	6	100
JMR	58	13	18	3	8	100
JEWISH BGROUND						
Parents Inmarried	13	23	21	21	22	100
Parents Intermarried	51	10	13	21	5	100
CHILDHOOD JEWISH EDUCATION						
Jewish school	10	24	20	22	24	100
No Jewish School	32	18	20	19	11	100

## References

- Henry, N.W., & Lazarsfeld, P. F. (1968). *Latent structure analysis*. Boston: Houghton Mifflin.
- LCA Stata Plugin (Version 1.2) [Software]. (2015). University Park: The Methodology Center, Penn State. Retrieved from [methodology.psu.edu](http://methodology.psu.edu)
- Institute of Medicine. (2014). *Chronic Multisymptom Illness in Gulf War Veterans: Case Definitions Reexamined*. Washington, DC: The National Academies Press.  
<https://doi.org/10.17226/18623>. <http://nap.edu/18623>
- Lanza, S. T., J. J. Dziak, L. Huang, A. T. Wagner, & L. M. Collins. (2015). *LCA Stata plugin users' guide (Version 1.2)*. University Park, Penn State, PA: The Methodology Center, Penn State.  
<https://methodology.psu.edu/downloads/lcastata>.

## Appendix E: Codebook

### Screener

#### SCRLIVE

Do you live in Palm Beach County, Broward County, or Martin County, Florida for any part of the year?

Response	Unweighted n
1, Yes, in Palm Beach County	2,621
2, Yes, in Broward County	453
3, No	1,557
Total	4,631

IF SCRLIVE=Yes, in Palm Beach County (1)

#### SCRNBC

Is your Palm Beach County home in Boca Raton, Delray Beach, or Highland Beach?

Response	Unweighted n
1, Yes	2,613
Total	2,613

#### SCRCONJEW

Do you or any other adult in your household consider themselves to be Jewish?

Response	Unweighted n
1, Yes	2,513
0, No	547
Total	3,060

IF SCRCONJEW=No(0)

#### SCRPARJEW

Do you or any adult in your household have a Jewish parent or were raised Jewish?

Response	Unweighted n
1, Yes	49
0, No	497
Total	546

## Household Composition

### HHADNUM

We would now like to ask some questions about your household.

How many adults (age 18 or older) usually live in your household -- including yourself? Please include children age 18 or older who are away at college. *If there are more than 9 adults in your household, please enter 9.*

Response	Weighted %	n
1	34	348
2	46	695
3	12	101
4	7	48
5	< 1	5
6	< 1	3
7	< 1	1
Total	100	1201

### HHCHNUM

How many children (age 17 or younger) usually live in your household? *If there are more than 10 children in your household, please enter 10.*

Response	Weighted %	n
0	80	963
1	10	103
2	7	93
3	2	30
4	< 1	11
5	< 1	1
Total	100	1201

**HHZIP**

What is the ZIP code of your Palm Beach County address?

Response	Unweighted n
33428	132
33431	82
33432	90
33433	378
33434	232
33444	21
33445	65
33446	331
33483	35
33484	146
33486	58
33487	105
33496	263
33496	85
Don't Know / Refusal	95
Total	2,118

**Respondent Demographics****RESPGENDER**

We would now like to ask some questions about you.

What is your gender?

Response	Weighted %	n
1, Male	48	537
2, Female	52	649
Total	100	1186

**RESPAGE**

How old are you?

Response	Weighted %	n
1, 18-34	20	77
2, 35-49	16	145
3, 50-64	22	261
4, 65-79	29	420
5, 80 +	15	221
Total	100	1124

IF **RESPAGE** = 18 or 19**RESPHS**

Are you currently enrolled in high school?

Response	Weighted %	n
0, No	100	1
Total	100	1

IF **RESPHS** = NO (0)**RESPEDU**

What is the highest level of schooling you have completed?

Response	Weighted %	n
1, Less than high school diploma	< 1	5
2, High school diploma	6	51
3, Some college or technical school	20	112
4, Associate or technical degree	10	59
5, Bachelor's degree	35	403
6, Master's degree	18	270
7, J.D. or other legal degree	4	69
8, M.D. or other medical degree	2	41
9, Doctorate or other professional degree	3	60
10, Other	2	38
Total	100	1108

**RESPEDU\_OTH**

45 responses

**RESPRELIG**

What is your religion, if any?

Response	Weighted %	n
1, Jewish	82	1137
2, Jewish and something else	8	21
4, Buddhist	< 1	1
7, Atheist	5	13
8, Agnostic	4	6
9, Other religion	1	10
Total	100	1188

IF **RESPRELIG** = JEWISH AND SOMETHING ELSE(2)

**RESPRELIG\_JOTH**

23 responses

IF **RESPRELIG** = OTHER RELIGION (9)

**RESPRELIG\_OROTH**

9 responses

IF **RESPRELIG** IS NOT JEWISH (1) OR IS NOT JEWISH AND SOMETHING ELSE (2)

**RESPCONSIDER**

Aside from religion, do you consider yourself Jewish?

Response	Weighted %	n
1, Yes	100	30
Total	100	30

**RESPPARENTS**

Were either of your parents Jewish?

Response	Weighted %	n
1, Yes, father	7	20
2, Yes, mother	5	33
3, Yes, father and mother	87	1096
4, No	2	36
Total	100	1185



**RESPRELRS**

Were you raised...

Response	Weighted %	n
1, Jewish	88	1105
2, Jewish and something else	2	15
3, No religion	7	25
4, Other religion	3	35
Total	100	1180

IF **RESPRELRS** = JEWISH AND SOMETHING ELSE(2)

**RESPRELRS\_JOTH**

18 responses

IF **RESPRELRS** = OTHER RELIGION(4)

**RESPRELRS\_OROTH**

47 responses

IF **RJEWISH** = 1 AND **RESPPARENTS**=NO (4) AND (**RESPRELRS**=NO RELIGION (3) OR OTHER RELIGION(4))

**RESPCONVERT**

Did you have a formal conversion to Judaism?

Response	Weighted %	n
1, Yes	100	35
Total	100	35

IF **RESPCONVERT**=NO (0)

**RESPWAYJEW**

In what way do you consider yourself Jewish?

5 responses

IF **RESPPARENTS**=ANY YES (1, 2, 3) OR **RESPRELRS**=JEWISH (1) OR JEWISH AND SOMETHING ELSE (2), continue to **RESPSCH**

**RESPSCH**

During grades K-12, did you ever attend a part-time or full-time Jewish school?

Response	Weighted %	n
0, No	36	351
1, Yes	64	791
Total	100	1142

IF **RJEWISH** = Yes (1)

**RESPDENOM**

With which branch of Judaism do you currently identify, if any?

Response	Weighted %	n
1, Orthodox	7	139
2, Conservative	24	363
3, Reconstructionist	< 1	6
4, Reform	36	452
5, Renewal	< 1	4
6, Secular/culturally Jewish	13	76
7, Just Jewish	14	85
8, Other	5	49
Total	100	1174

**RESPDENOM\_OTH**

64 responses

**Adult Roster**

IF HHADNUM>1, CONTINUE

**HHADRLT2**

The following questions are about any other adults in your household. First, please think of your spouse, fiancé/e, or significant other, if you have one.

Thinking about the second adult age 18 or over in your household...

What is your relationship to this adult?

Response	Weighted %	n
1, Your spouse	72	675
2, Your adult child	8	48
4, Your parent	5	30
7, Your daughter- or son-in-law	< 1	1
8, Your sibling	1	8
9, Your fiancé/e	< 1	8
10, Your significant other or partner	9	50
11, Your roommate/housemate	2	9
12, Other	2	8
Total	100	837

**HHADRLT2\_OTH**

13 responses

**HHADGENDER2**

What is this adult's gender?

Response	Weighted %	n
1, Male	53	416
2, Female	47	432
Total	100	848

**HHADAGE2**

What is {his/her/their} age?

Response	Weighted %	n
18-34	12	86
35-49	16	127
50-64	30	212
65-79	28	278
80 +	12	129
DK/REF	< 1	16
Total	100	848

IF **HHADAGE2** =18 or 19**HHADHS2**

{Is he / Is she / Are they} currently enrolled in high school?

Response	Weighted %	n
0, No	82	8
1, Yes	18	5
Total	100	13

IF **HHADHS2**= YES (1)**HHADJEWED2**

Since June 2017, {has he / has she / have they} participated in any form of Jewish education? (e.g., school, camp, youth group, tutoring, etc.)

Response	Weighted %	n
0, No	52	2
1, Yes	48	3
Total	100	5

IF **HHADRLT2** = YOUR ADULT CHILD (2) OR YOUR STEPCHILD (3) AND **HHADHS2** IS NOT Yes (1)

#### **HHADWHERE2**

Where {does he/does she/do they} live for most of the year?

Response	Weighted %	n
1, At home with you	67	19
2, At school in South Palm Beach County	2	3
3, At school outside of South Palm Beach County	20	12
5, Outside of South Palm Beach County	8	6
6, Other	3	3
Total	100	43

#### **HHADWHERE2\_OTH**

4 responses

#### **HHADRELIG2**

What is {his/her/their} religion?

Response	Weighted %	n
1, Jewish	65	751
2, Jewish and something else	4	5
3, Christian	10	36
4, Buddhist	< 1	1
6, Muslim	< 1	1
7, Atheist	8	12
8, Agnostic	4	11
9, Other religion	9	25
Total	100	842

#### **HHADRELIG2\_JOTH**

9 responses

#### **HHADRELIG2\_OROTH**

31 responses

### IF HHADRELIG2 IS NOT JEWISH (1) AND NOT JEWISH AND SOMETHING ELSE (2)

#### HHADCONSIDER2

Aside from religion, {does he / does she / do they} consider {himself/herself/themselves} Jewish?

Response	Weighted %	n
0, No	58	65
1, Yes	42	24
Total	100	89

#### HHADPARENTS2

Were either of {his/her/their} parents Jewish?

Response	Weighted %	n
1, Yes, father	1	11
2, Yes, mother	5	34
3, Yes, father and mother	67	703
4, No	27	97
Total	100	845

#### HHADRELSD2

In what religion {was he / was she / were they} raised?

Response	Weighted %	n
1, Jewish	68	696
2, Jewish and something else	2	5
3, No religion	7	27
4, Other religion	23	84
Total	100	812

#### HHADRELSD2\_JOTH

10 responses

#### HHADRELSD2\_OROTH

134 responses

IF (HHADRELIG2 = JEWISH (1) OR JEWISH AND SOMETHING ELSE (2) OR HHADCONSIDER2 = YES (1)) AND (HHADPARENTS2 = NO (4) AND HHADRELSD2 = NO RELIGION (3) OR OTHER RELIGION (4))

#### HHADCONVERT2

Did {he/she/they} have a formal conversion to Judaism?

Response	Weighted %	n
0, No	86	13
1, Yes	14	16
Total	100	29

IF HHADRELIG2 = JEWISH (1) OR JEWISH AND SOMETHING ELSE (2) OR HHADCONSIDER2 = YES (1)

#### HHADDENOM2

With which branch of Judaism {does he / does she / do they} identify, if any?

Response	Weighted %	n
1, Orthodox	7	99
2, Conservative	27	237
3, Reconstructionist	< 1	5
4, Reform	39	306
5, Renewal	< 1	3
6, Secular/culturally Jewish	8	40
7, Just Jewish	14	54
8, Other	4	27
Total	100	771

#### HHADDENOM2\_OTH

33 responses

IF HHADNUM > 2

### HHADRLT3

Thinking about the third adult age 18 or over in your household...

What is your relationship to this adult?

Response	Weighted %	n
1, Your spouse	5	12
2, Your adult child	53	99
3, Your stepchild	1	3
4, Your parent	17	23
5, Your step-parent	< 1	1
6, Your mother- or father-in-law	3	2
7, Your daughter- or son-in-law	7	3
8, Your sibling	3	2
9, Your fiancé/e	1	1
11, Your roommate/housemate	2	2
12, Other	7	5
Total	100	153

### HHADRLT3\_OTH

9 responses

### HHADGENDER3

What is this adult's gender?

Response	Weighted %	n
1, Male	41	80
2, Female	59	76
Total	100	156

### HHADAGE3

What is {his/her/their} age?

Response	Weighted %	n
18-34	59	105
35-49	3	7
50-64	18	22
65-79	11	13
80 +	2	3
DK/REF	8	6
Total	100	156

IF **HHADAGE3** =18 or 19

**HHADHS3**

{Is he / Is she / Are they} currently enrolled in high school?

Response	Weighted %	n
0, No	49	13
1, Yes	51	7
Total	100	20

IF **HHADHS3**= YES (1)

**HHADJEWED3**

Since June 2017, {has he / has she / have they} participated in any form of Jewish education? (e.g., school, camp, youth group, tutoring, etc.)

Response	Weighted %	n
0, No	100	5
1, Yes	< 1	1
Total	100	6

IF **HHADRLT3** = YOUR ADULT CHILD (2) OR YOUR STEPCHILD (3) AND **HHADHS3** IS NOT Yes (1)

**HHADWHERE3**

Where {does he/does she/do they} live for most of the year?

Response	Weighted %	n
1, At home with you	52	40
2, At school in South Palm Beach County	< 1	1
3, At school outside of South Palm Beach County	32	41
4, Not with you, but in South Palm Beach County	1	1
5, Outside of South Palm Beach County	10	7
6, Other	4	6
Total	100	96

**HHADWHERE3\_OTH**

10 responses



**HHADRELIG3**

What is {his/her/their} religion?

Response	Weighted %	n
1, Jewish	55	138
3, Christian	23	8
6, Muslim	< 1	1
7, Atheist	8	3
8, Agnostic	13	5
Total	100	155

IF **HHADRELIG3** IS NOT JEWISH (1) AND NOT JEWISH AND SOMETHING ELSE (2)

**HHADCONSIDER3**

Aside from religion, {does he / does she / do they} consider {himself/herself/themselves} Jewish?

Response	Weighted %	n
0, No	62	12
1, Yes	38	4
Total	100	16

**HHADPARENTS3**

Were either of {his/her/their} parents Jewish?

Response	Weighted %	n
1, Yes, father	12	8
2, Yes, mother	13	15
3, Yes, father and mother	57	123
4, No	18	9
Total	100	155

**HHADRELSD3**

In what religion {was he / was she / were they} raised?

Response	Weighted %	n
1, Jewish	72	135
3, No religion	12	5
4, Other religion	17	9
Total	100	149

**HHADRELRSD3\_OROTH**

14 responses

IF (HHADRELIG3 = JEWISH (1) OR JEWISH AND SOMETHING ELSE (2) OR HHADCONSIDER3 = YES (1)) AND (HHADPARENTS3 = NO (4) AND HHADRELRSD3 = NO RELIGION (3) OR OTHER RELIGION (4))

**HHADCONVERT3**

Did {he/she/they} have a formal conversion to Judaism?

Response	Weighted %	n
0, No	100	1
Total	100	1

IF HHADRELIG3 = JEWISH (1) OR JEWISH AND SOMETHING ELSE (2) OR HHADCONSIDER3 = YES (1)

**HHADDENOM3**

With which branch of Judaism {does he / does she / do they} identify, if any?

Response	Weighted %	n
1, Orthodox	8	16
2, Conservative	16	40
3, Reconstructionist	< 1	1
4, Reform	34	51
6, Secular/culturally Jewish	10	13
7, Just Jewish	19	13
8, Other	13	6
Total	100	140

**HHADDENOM3\_OTH**

8 responses

IF HHADNUM > 3

**HHADRLT4**

Thinking about the fourth adult age 18 or over in your household...

What is your relationship to this adult?

Response	Weighted %	n
2, Your adult child	59	45
4, Your parent	2	2
7, Your daughter- or son-in-law	2	1
8, Your sibling	3	5
12, Other	35	3
Total	100	56

**HHADRLT4\_OTH**

6 responses

**HHADGENDER4**

What is this adult's gender?

Response	Weighted %	n
1, Male	47	39
2, Female	53	18
Total	100	57

**HHADAGE4**

What is {his/her/their} age?

Response	Weighted %	n
18-34	78	52
35-49	3	1
50-64	2	2
65-79	2	1
80 +	15	1
Total	100	57

IF **HHADAGE4** =18 or 19**HHADHS4**

{Is he / Is she / Are they} currently enrolled in high school?

Response	Weighted %	n
0, No	30	13
1, Yes	70	8
Total	100	21

IF **HHADHS4**= YES (1)**HHADJEWED4**

Since June 2017, {has he / has she / have they} participated in any form of Jewish education? (e.g., school, camp, youth group, tutoring, etc.)

Response	Weighted %	n
0, No	95	7
1, Yes	5	1
Total	100	8

IF **HHADRLT4** = YOUR ADULT CHILD (2) OR YOUR STEPCHILD (3) AND **HHADHS4** IS NOT Yes (1)

#### **HHADWHERE4**

Where {does he/does she/do they} live for most of the year?

Response	Weighted %	n
1, At home with you	46	15
2, At school in South Palm Beach County	< 1	1
3, At school outside of South Palm Beach County	20	17
5, Outside of South Palm Beach County	32	4
6, Other	2	1
Total	100	38

#### **HHADWHERE4\_OTH**

2 responses

#### **HHADRELIG4**

What is {his/her/their} religion?

Response	Weighted %	n
1, Jewish	63	52
2, Jewish and something else	22	2
3, Christian	3	1
8, Agnostic	12	2
Total	100	57

#### **HHADRELIG4\_JOTH**

2 responses

IF **HHADRELIG4** IS NOT JEWISH (1) AND NOT JEWISH AND SOMETHING ELSE (2)

#### **HHADCONSIDER4**

Aside from religion, {does he / does she / do they} consider {himself/herself/themselves} Jewish?

Response	Weighted %	n
0, No	21	1
1, Yes	79	2
Total	100	3

**HHADPARENTS4**

Were either of {his/her/their} parents Jewish?

Response	Weighted %	n
1, Yes, father	22	2
2, Yes, mother	14	4
3, Yes, father and mother	61	49
4, No	3	1
Total	100	56

**HHADRELSD4**

In what religion {was he / was she / were they} raised?

Response	Weighted %	n
1, Jewish	77	52
2, Jewish and something else	18	1
4, Other	5	2
Total	100	55

**HHADRELSD4\_JOTH**

2 responses

**HHADRELSD4\_OROTH**

3 responses

IF **HHADRELIG4** = JEWISH (1) OR JEWISH AND SOMETHING ELSE (2) OR **HHADCONSIDER4** = YES (1)

**HHADDENOM4**

Response	Weighted %	n
1, Orthodox	15	8
2, Conservative	14	15
4, Reform	28	20
6, Secular/culturally Jewish	31	10
7, Just Jewish	12	2
8, Other	< 1	1
Total	100	56

**HHADDENOM4\_OTH**

2 responses

IF HHADNUM > 4

#### HHADRLT5

Thinking about the fifth adult age 18 or over in your household...

What is your relationship to this adult?

Response	Weighted %	n
2, Your adult child	94	8
3, Your stepchild	6	1
Total	100	9

#### HHADGENDERS

What is this adult's gender?

Response	Weighted %	n
1, Male	99	8
2, Female	< 1	1
Total	100	9

#### HHADAGE5

What is {his/her/their} age?

Response	Weighted %	n
18-34	77	9
DK/REF	23	1
Total	100	10

IF HHADAGE5 =18 or 19

#### HHADHS5

{Is he / Is she / Are they} currently enrolled in high school?

Response	Weighted %	n
0, No	100	1
Total	100	1

IF **HHADRLT5** = YOUR ADULT CHILD (2) OR YOUR STEPCHILD (3) AND **HHADHS5** IS NOT Yes (1)

#### **HHADWHERE5**

Where {does he/does she/do they} live for most of the year?

Response	Weighted %	n
1, At home with you	69	4
2, At school in South Palm Beach County	< 1	1
3, At school outside of South Palm Beach County	30	4
Total	100	9

#### **HHADRELIG5**

What is {his/her/their} religion?

Response	Weighted %	n
1, Jewish	90	8
3, Christian	10	1
Total	100	9

IF **HHADRELIG5** IS NOT JEWISH (1) AND NOT JEWISH AND SOMETHING ELSE (2)

#### **HHADCONSIDERS**

Aside from religion, {does he / does she / do they} consider {himself/herself/themselves} Jewish?

Response	Weighted %	n
0, No	100	1
Total	100	1

#### **HHADPARENTS5**

Were either of {his/her/their} parents Jewish?

Response	Weighted %	n
1, Yes, father	6	1
2, Yes, mother	10	1
3, Yes, father and mother	85	7
Total	100	9

**HHADRELSD5**

In what religion {was he / was she / were they} raised?

Response	Weighted %	n
1, Jewish	100	8
Total	100	8

IF **HHADRELIG5** = JEWISH (1) OR JEWISH AND SOMETHING ELSE (2) OR **HHADCONSIDERS5** = YES (1)  
**HHADDENOM5**

With which branch of Judaism {does he / does she / do they} identify, if any?

Response	Weighted %	n
1, Orthodox	75	4
4, Reform	18	3
6, Secular/culturally Jewish	7	1
Total	100	8

IF **HHADNUM** > 5

**HHADRLT6**

Thinking about the sixth adult age 18 or over in your household...

What is your relationship to this adult?

Response	Weighted %	n
2, Your adult child	70	3
3, Your stepchild	30	1
Total	100	4

**HHADGENDER6**

What is this adult's gender?

Response	Weighted %	n
1, Male	46	2
2, Female	54	2
Total	100	4



**HHADAGE6**

What is {his/her/their} age?

Response	Weighted %	n
18-34	100	4
Total	100	4

IF **HHADAGE6** =18 or 19

**HHADHS6**

{Is he / Is she / Are they} currently enrolled in high school?

Response	Weighted %	n
0, No	100	1
Total	100	1

IF **HHADRLT6** = YOUR ADULT CHILD (2) OR YOUR STEPCHILD (3) AND **HHADHS6** IS NOT Yes (1)

**HHADWHERE6**

Where {does he/does she/do they} live for most of the year?

Response	Weighted %	n
1, At home with you	54	2
3, At school outside of South Palm Beach County	16	1
4, Not with you, but in South Palm Beach County	30	1
Total	100	4

**HHADRELIG6**

What is {his/her/their} religion?

Response	Weighted %	n
1, Jewish	49	3
3, Christian	51	1
Total	100	4

IF **HHADRELIG6** IS NOT JEWISH (1) AND NOT JEWISH AND SOMETHING ELSE (2)

#### **HHADCONSIDER6**

Aside from religion, {does he / does she / do they} consider {himself/herself/themselves} Jewish?

Response	Weighted %	n
1, Yes	100	1
Total	100	1

#### **HHADPARENTS6**

Were either of {his/her/their} parents Jewish?

Response	Weighted %	n
1, Yes, father	30	1
2, Yes, mother	51	1
3, Yes, father and mother	19	2
Total	100	4

#### **HHADRELRSD6**

In what religion {was he / was she / were they} raised?

Response	Weighted %	n
1, Jewish	100	3
Total	100	3

IF **HHADRELIG6** = JEWISH (1) OR JEWISH AND SOMETHING ELSE (2) OR **HHADCONSIDER6** = YES (1)

#### **HHADDENOM6**

With which branch of Judaism {does he / does she / do they} identify, if any?

Response	Weighted %	n
1, Orthodox	16	1
4, Reform	3	1
6, Secular/culturally Jewish	30	1
7, Just Jewish	51	1
Total	100	4

IF **HHADNUM** > 6

#### **HHADRLT7**

Thinking about the seventh adult age 18 or over in your household...

What is your relationship to this adult?

Response	Weighted %	n
1, Your spouse	100	1
Total	100	1

#### **HHADGENDER7**

What is this adult's gender?

Response	Weighted %	n
2, Female	100	1
Total	100	1

#### **HHADAGE7**

What is {his/her/their} age?

Response	Weighted %	n
50-64	100	1
Total	100	1

#### **HHADRELIG7**

What is {his/her/their} religion?

Response	Weighted %	n
3, Christian	100	1
Total	100	1

IF **HHADRELIG7** IS NOT JEWISH (1) AND NOT JEWISH AND SOMETHING ELSE (2)

#### **HHADCONSIDER7**

Aside from religion, {does he / does she / do they} consider {himself/herself/themselves} Jewish?

Response	Weighted %	n
1, Yes	100	1
Total	100	1

**HHADPARENTS7**

Were either of {his/her/their} parents Jewish?

Response	Weighted %	n
2, Yes, mother	100	1
Total	100	1

**HHADRELRSD7**

In what religion {was he / was she / were they} raised?

Response	Weighted %	n
3, No religion	100	1
Total	100	1

IF **HHADRELIG7** = JEWISH (1) OR JEWISH AND SOMETHING ELSE (2) OR **HHADCONSIDER7** = YES (1)

**HHADDENOM7**

With which branch of Judaism {does he / does she / do they} identify, if any?

Response	Weighted %	n
7, Just Jewish	100	1
Total	100	1

**Child Roster**

IF **HHCHNUM** > 0, CONTINUE

The next set of questions is about the children age 17 or younger in your household. Please start with the youngest child in your household, going to the oldest.

**HHCHAGE1**

Thinking of the *first* child...

How old is this child? (*If less than 1 year old, please enter 0.*)

Response	Weighted %	n
0-5	23	67
6-12	38	83
13-17	38	79
DK/REF	1	6
Total	100	235

**HHCHGENDER1**

Is this child...

Response	Weighted %	n
1, Male	48	121
2, Female	50	103
3, Something else	2	2
Total	100	226

**HHCHGENDER\_OTH1**

2 responses

**HHCHRLT1**

What is your relationship to {him/her/this child}?

Response	Weighted %	n
1, Your child	81	218
2, Your stepchild	8	6
3, Your sibling	< 1	3
4, Your grandchild	10	5
5, Other	< 1	1
Total	100	233

**HHCHRLT1\_OTH**

4 responses

IF **HHCHAGE1 >3****HHCHGRD1**

What grade is {he/she/this child} in for the 2017-18 school year?

Response	Weighted %	n
Not yet in kindergarten	20	66
Grades K-5	25	58
Grades 6-8	22	52
Grades 9-12	33	54
Total	100	230

**HHCHRELRSD1**

Is this child being raised...

Response	Weighted %	n
1, Jewish by religion	52	200
2, Culturally Jewish	11	21
3, Another religion	7	2
4, Jewish and another religion	9	4
5, No religion	19	5
6, Not yet decided	1	1
Total	100	233

**HHCHRELRSD1\_OROTH**

2 responses

**HHCHRELRSD1\_JOTH**

7 responses

**IF HHCHNUM > 1****HHCHRELSAME**

In terms of religion, are all of the children in the household being raised in the same way?

Response	Weighted %	n
0, No	6	4
1, Yes	94	129
Total	100	133

**IF HHCHGRD1 = GRADES K-12, Other (0-13)****HHCHJEWED1**

Since June 2017, has {he / she / this child} participated in any form of Jewish education (e.g., school, camp, youth group, tutoring, etc.)?

Response	Weighted %	n
0, No	64	37
1, Yes	36	127
Total	100	164

IF (HHCHAGE1 > 12 AND HHCHGENDER1 = MALE (1)) OR (HHCHAGE1 > 11 AND (HHCHGENDER1 = FEMALE (2) OR NOT LISTED (3) or IS NULL)),

#### HHCHBARBAT1

Did this child have a bar or bat mitzvah?

Response	Weighted %	n
1, Yes	34	72
2, Will have one in the future	1	7
3, No	65	10
Total	100	89

IF HHCHNUM > 1, CONTINUE

#### HHCHAGE2

Thinking of the *second* child...

How old is this child? (*If less than 1 year old, please enter 0.*)

Response	Weighted %	n
0-5	19	30
6-12	26	49
13-17	54	52
DK/REF	2	3
Total	100	134

#### HHCHGENDER2

Is this child...

Response	Weighted %	n
1, Male	28	60
2, Female	72	69
Total	100	129

#### HHCHRLT2

What is your relationship to {him/her/this child}?

Response	Weighted %	n
1, Your child	79	129
2, Your stepchild	5	2
4, Your grandchild	16	2
Total	100	133

IF HHCHAGE2 > 3

**HHCHGRD2**

What grade is {he/she/this child} in for the 2017-18 school year?

Response	Weighted %	n
Not yet in kindergarten	17	26
Grades K-5	24	41
Grades 6-8	17	28
Grades 9-12	42	35
Other	< 1	1
Total	100	131

**HCHGRD2\_OTH**

1 response

IF HHCHRELSAME=NO(0) OR IS NULL

**HHCHRELRSD2**

Is this child being raised...

Response	Weighted %	n
1, Jewish	49	3
3, Another religion	51	1
Total	100	4

IF HHCHGRD2 = GRADES K-12, Other (0-13)

**HHCHJEWED2**

Since June 2017, has {he / has she / this child} participated in any form of Jewish education? (e.g., school, camp, youth group, tutoring, etc.)

Response	Weighted %	n
0, No	48	32
1, Yes	52	72
Total	100	104



IF (HHCHAGE2 > 12 AND HHCHGENDER2 = MALE (1)) OR (HHCHAGE2 > 11 AND ( HHCHGENDER2 = FEMALE (2) OR NOT LISTED (3) or IS NULL))

#### HHCHBARBAT2

Did this child have a bar or bat mitzvah?

Response	Weighted %	n
1, Yes	52	44
2, Will have one in the future	3	5
3, No	45	5
Total	100	54

IF HHCHNUM > 2, CONTINUE

#### HHCHAGE3

Thinking of the *third* child...

How old is this child? (*If less than 1 year old, please enter 0.*)

Response	Weighted %	n
0-5	7	5
6-12	6	16
13-17	84	19
DK/REF	3	2
Total	100	42

#### HHCHGENDER3

Is this child...

Response	Weighted %	n
1, Male	19	17
2, Female	81	23
Total	100	40

#### HHCHRLT3

What is your relationship to {him/her/this child}?

Response	Weighted %	n
1, Your child	89	39
2, Your stepchild	4	1
4, Your grandchild	6	1
Total	100	41

IF HHCHAGE3 > 3

**HHCHGRD3**

What grade is {he/she/this child} in for the 2017-18 school year?

Response	Weighted %	n
Not yet in kindergarten	< 1	4
Grades K-5	13	16
Grades 6-8	< 1	5
Grades 9-12	86	15
Total	100	40

IF **HHCHRELSAME=NO(0)** OR IS NULL

**HHCHRELRSD3**

Is this child being raised...

Response	Weighted %	n
3, Another religion	100	1
Total	100	1

IF **HHCHGRD3 = GRADES K-12, Other (0-13)**

**HHCHJEWED3**

Since June 2017, has {he / has she / this child} participated in any form of Jewish education? (e.g., school, camp, youth group, tutoring, etc.)

Response	Weighted %	n
0, No	41	6
1, Yes	59	30
Total	100	36

IF (**HHCHAGE3 > 12 AND HHCHGENDER3 = MALE (1)**) OR (**HHCHAGE3 > 11 AND ( HHCHGENDER3 = FEMALE (2) OR NOT LISTED (3) or IS NULL)**)

**HHCHBARBAT3**

Did this child have a bar or bat mitzvah?

Response	Weighted %	n
1, Yes	54	15
2, Will have one in the future	< 1	1
3, No	46	3
Total	100	19

IF HHCHNUM > 3, CONTINUE

#### HHCHAGE4

Thinking of the *fourth* child...

How old is this child? (*If less than 1 year old, please enter 0.*)

Response	Weighted %	n
0-5	2	1
6-12	27	6
13-17	69	3
DK/REF	3	1
Total	100	11

#### HHCHGENDER4

Is this child...

Response	Weighted %	n
1, Male	2	1
2, Female	98	9
Total	100	10

#### HHCHRLT4

What is your relationship to {him/her/this child}?

Response	Weighted %	n
1, Your child	100	11
Total	100	11

IF HHCHAGE4 > 3

#### HHCHGRD4

What grade is {he/she/this child} in for the 2017-18 school year?

Response	Weighted %	n
Not yet in kindergarten	2	1
Grades K-5	18	5
Grades 6-8	10	1
Grades 9-12	71	3
Total	100	10

IF **HHCHGRD4** = GRADES K-12, Other (0-13)

#### **HHCHJEWED4**

Since June 2017, has {he / has she / this child} participated in any form of Jewish education? (e.g., school, camp, youth group, tutoring, etc.)

Response	Weighted %	n
1, Yes	100	9
Total	100	9

IF (**HHCHAGE4** > 12 AND **HHCHGENDER4** = MALE (1)) OR (**HHCHAGE4** > 11 AND ( **HHCHGENDER4** = FEMALE (2) OR NOT LISTED (3) or IS NULL))

#### **HHCHBARBAT4**

Did this child have a bar or bat mitzvah?

Response	Weighted %	n
1, Yes	100	3
Total	100	3

IF **HHCHNUM** > 4, CONTINUE

#### **HHCHAGE5**

Thinking of the *fifth* child...

How old is this child? (*If less than 1 year old, please enter 0.*)

Response	Weighted %	n
DK/REF	100	1
Total	100	1

#### **HHCHGENDERS**

Is this child...

Response	Weighted %	n
2, Female	100	1
Total	100	1

**HHCHRLT5**

What is your relationship to {him/her/this child}?

Response	Weighted %	n
1, Your child	100	1
Total	100	1

IF **HHCHAGE5 > 3**

**HHCHGRD5**

What grade is {he/she/this child} in for the 2017-18 school year?

Response	Weighted %	n
Grades 6-8	100	1
Total	100	1

IF **HHCHGRD5 = GRADES K-12, Other (0-13)**

**HHCHJEWED5**

Since June 2017, has {he / has she / this child} participated in any form of Jewish education? (e.g., school, camp, youth group, tutoring, etc.)

Response	Weighted %	n
1, Yes	100	1
Total	100	1

## Multigenerational

### NHCCNUM

How many children do you have, of any age, who do NOT usually live in your household? Please include both adult and minor children who do NOT usually live with you.

Response	Weighted %	n
0	39	372
1	12	129
2	27	365
3	15	200
4	5	83
5	1	18
6	< 1	7
7	< 1	2
8	< 1	2
Total	100	1178

If **NHCCNUM** > 0

### NHCCNUMOUT

How many of these children live in South Palm Beach County?

Response	Weighted %	n
0	75	570
1	17	170
2	5	48
3	2	12
4	< 1	1
5	< 1	1
Total	100	802

If **RESPAGE** < 75

### NHPARENT

Do you or your spouse or partner have a parent living in South Palm Beach County, but outside of your household?

Response	Weighted %	n
0, No	66	483
1, Yes	34	279
Total	100	762

## Residency

### LOCOWN

We'd like to ask you some questions about your home in South Palm Beach County.

Do you rent or own your home in South Palm Beach County?

Response	Weighted %	n
1, Own	83	1018
2, Rent	17	158
Total	100	1176

### LOGGATED

Is your residence in South Palm Beach County in a gated community, country club community, or other named subdivision?

Response	Weighted %	n
0, No	15	216
1, Yes	85	959
Total	100	1175

IF LOGGATED= Yes(1)

### LOGGATE\_SPEC

What is the name of that community?

1563 responses

### LOCSECHOME

Aside from where you live in South Palm Beach County, do you rent or own another home?

Response	Weighted %	n
0, No	71	876
1, Yes	29	303
Total	100	1179

IF LOCSECHOME= Yes(1)

### LOCSECWHEN

In a typical year, which months do you spend in South Palm Beach County?

574 responses

IF LOCSECHOME= Yes(1)

#### LOCSECWHERE

Where is your other home?

Response	Weighted %	n
1, Somewhere else in Florida	18	61
2, Other Southern US	2	9
3, Northeastern US	59	172
4, Midwestern US	14	31
5, Western US	2	4
6, Israel	< 1	5
7, Rest of world	3	16
Total	100	298

IF LOCSECHOME= Yes(1)

#### LOCSECPRIM

Would you consider your address in South Palm Beach County your primary residence?

Response	Weighted %	n
0, No	43	89
1, Yes	57	212
Total	100	301

IF LOCSECHOME= Yes(1)

#### LOCSECPLANS

Do you anticipate changing the length of time you spend each year in South Palm Beach County?

Response	Weighted %	n
1, Yes, increasing	24	63
2, Yes, decreasing	13	17
3, No	63	213
Total	100	293



IF LOCSECHOME= Yes(1)

#### LOCYEARSSEC

For how many years have you owned/rented a home in South Palm Beach County? Note: Please give the approximate total number of years if you had previously lived in South Palm Beach County, moved away, and returned. Please enter 0 if you have owned/rented in the area for less than one year.

Response	Weighted %	n
1, 0-9 years	41	99
2, 10-19 years	30	100
3, 20 years	29	94
Total	100	293

IF LOCSECHOME= No(0) OR IS NULL

#### LOCYEARS

For how many years have you lived in South Palm Beach County? Note: Please give the approximate total number of years if you had previously lived in South Palm Beach County, moved away, and returned. Please enter 0 if you have lived in the area for less than one year.

Response	Weighted %	n
1, 0-9 years	34	270
2, 10-19 years	28	241
3, 20 years	39	348
Total	100	859

#### Preschool

if HHCHGRD1 = NOT YET IN KINDERGARTEN (20)

Next we would like to find out about the education of any children in your household not yet in kindergarten.

#### PKNOW1

Is the {male / female /} child currently enrolled in a preschool or daycare program?

Response	Weighted %	n
0, No	45	22
1, Yes	55	43
Total	100	65

IF **PKNOW1** = YES (1)

**PKJEWISH1**

Is the child in a Jewish preschool or daycare program?

Response	Weighted %	n
0, No	31	4
1, Yes	69	39
Total	100	43

If **HHCHGRD2** = NOT YET IN KINDERGARTEN (20)

**PKNOW2**

Is the {male / female /} child currently enrolled in a preschool or daycare program?

Response	Weighted %	n
0, No	61	7
1, Yes	39	19
Total	100	26

IF **PKNOW2** = YES (1)

**PKJEWISH2**

Is the child in a Jewish preschool or daycare program?

Response	Weighted %	n
0, No	59	1
1, Yes	41	18
Total	100	19

If **HHCHGRD3** = NOT YET IN KINDERGARTEN (20)

**PKNOW3**

Is the {male / female /} child currently enrolled in a preschool or daycare program?

Response	Weighted %	n
1, Yes	100	4
Total	100	4

IF **PKNOW3** = YES (1)

**PKJEWISH3**

Is the child in a Jewish preschool or daycare program?

Response	Weighted %	n
1, Yes	100	4
Total	100	4

if **HHCHGRD4** = NOT YET IN KINDERGARTEN (20)

**PKNOW4**

Is the {male / female /} child currently enrolled in a preschool or daycare program?

Response	Weighted %	n
1, Yes	100	1
Total	100	1

IF **PKNOW4** = YES (1)

**PKJEWISH4**

Is the child in a Jewish preschool or daycare program?

Response	Weighted %	n
1, Yes	100	1
Total	100	1

**PJ Library**

IF any **HHCHAGE#** <13

**PJLIB**

Next we would like to learn about your experiences with PJ Library, a program that sends free Jewish children's books to families with young children. Does your household currently receive books from PJ Library?

Response	Weighted %	n
0, No	34	42
1, Yes	51	92
2, Wasn't aware of it	15	25
Total	100	159

## K-12 Jewish Education

### IF HHCHJEWED1 = YES (1)

Next we would like to find out about the Jewish education of those in grades K-12.

#### JEDPT1

Is the child currently enrolled in a Jewish part-time school like a Hebrew School, Religious School, or Sunday School?

Response	Weighted %	n
0, No	73	42
1, Yes	27	84
Total	100	126

### IF JEDPT1 = NO (0)

#### JEDDS1

Is the child currently enrolled in a full-time Jewish day school or yeshiva?

Response	Weighted %	n
0, No	87	40
1, Yes	13	2
Total	100	42

#### JEDTUT1

Since June 2017, did this child participate in other forms of Jewish education, like tutoring or private classes? (e.g., Hebrew language tutoring, online classes, etc.)

Response	Weighted %	n
0, No	71	80
1, Yes	29	46
Total	100	126

#### JEDDYC1

Did this child attend a Jewish DAY camp in the summer of 2017? (This includes attendance as a camper or staff member.)

Response	Weighted %	n
0, No	60	103
1, Yes	40	23
Total	100	126

**JEDOV1**

Did this child attend a Jewish OVERNIGHT camp in the summer of 2017? (This includes attendance as a camper or staff member.)

Response	Weighted %	n
0, No	81	94
1, Yes	19	32
Total	100	126

IF JEDOV1= YES (1), REPLACE OVCANY = 1.

IF HHCHGRD1 = GRADES 6-12, other (6-13)

**JEDYG1**

Does this child participate in a Jewish youth group (e.g., BBYO, NFTY, USY, NCSY) or teen program?

Response	Weighted %	n
0, No	47	36
1, Yes	53	38
Total	100	74

IF HHCHGRD1 = GRADES 9-12, other (9-13)

**JEDISR1**

Has this child ever gone on a peer trip to Israel with a camp, school, youth group, or teen program?

Response	Weighted %	n
0, No	84	25
1, Yes	16	6
Total	100	31

IF HHCHJEWED2 = YES (1)

**JEDPT2**

Is the child currently enrolled in a Jewish part-time school like a Hebrew School, Religious School, or Sunday School?

Response	Weighted %	n
0, No	66	20
1, Yes	34	51
Total	100	71

IF JEDPT2 = NO (0)

**JEDDS2**

Is the child currently enrolled in a full-time Jewish day school or yeshiva?

Response	Weighted %	n
0, No	48	16
1, Yes	52	5
Total	100	21

**JEDTUT2**

Since June 2017, did this child participate in other forms of Jewish education, like tutoring or private classes? (e.g., Hebrew language tutoring, online classes, etc.)

Response	Weighted %	n
0, No	68	44
1, Yes	32	27
Total	100	71

**JEDDYC2**

Did this child attend a Jewish DAY camp in the summer of 2017? (This includes attendance as a camper or staff member.)

Response	Weighted %	n
0, No	83	55
1, Yes	17	15
Total	100	70

**JEDOVC2**

Did this child attend a Jewish OVERNIGHT camp in the summer of 2017? (This includes attendance as a camper or staff member.)

Response	Weighted %	n
0, No	90	56
1, Yes	10	14
Total	100	70

IF JEDOVC2= YES (1), REPLACE OVCANY = 1.

IF HHCHGRD2 = GRADES 6-12, other (6-13)

**JEDYG2**

Does this child participate in a Jewish youth group (e.g., BBYO, NFTY, USY, NCSY) or teen program?

Response	Weighted %	n
0, No	92	24
1, Yes	8	12
Total	100	36

IF HHCHGRD2 = GRADES 9-12, other (9-13)

**JEDISR2**

Has this child ever gone on a peer trip to Israel with a camp, school, youth group, or teen program?

Response	Weighted %	n
0, No	100	9
1, Yes	< 1	1
Total	100	10

IF HHCHJEWED3 = YES (1)

**JEDPT3**

Is the child currently enrolled in a Jewish part-time school like a Hebrew School, Religious School, or Sunday School?

Response	Weighted %	n
0, No	73	8
1, Yes	27	22
Total	100	30

IF JEDPT3 = NO (0)

**JEDDS3**

Is the child currently enrolled in a full-time Jewish day school or yeshiva?

Response	Weighted %	n
0, No	21	6
1, Yes	79	2
Total	100	8

**JEDTUT3**

Since June 2017, did this child participate in other forms of Jewish education, like tutoring or private classes? (e.g., Hebrew language tutoring, online classes, etc.)

Response	Weighted %	n
0, No	62	19
1, Yes	38	11
Total	100	30

**JEDDYC3**

Did this child attend a Jewish DAY camp in the summer of 2017? (This includes attendance as a camper or staff member.)

Response	Weighted %	n
0, No	54	19
1, Yes	46	11
Total	100	30

**JEDOV3**

Did this child attend a Jewish OVERNIGHT camp in the summer of 2017? (This includes attendance as a camper or staff member.)

Response	Weighted %	n
0, No	58	19
1, Yes	42	11
Total	100	30

IF JEDOV3= YES (1), REPLACE OVCANY = 1.

IF HHCHGRD3 = GRADES 6-12, other (6-13)

**JEDYG3**

Does this child participate in a Jewish youth group (e.g., BBYO, NFTY, USY, NCSY) or teen program?

Response	Weighted %	n
0, No	91	7
1, Yes	9	8
Total	100	15



IF HHCHGRD3 = GRADES 9-12, other (9-13)

#### JEDISR3

Has this child ever gone on a peer trip to Israel with a camp, school, youth group, or teen program?

Response	Weighted %	n
0, No	54	4
1, Yes	46	6
Total	100	10

IF HHCHJEWED4 = YES (1)

#### JEDPT4

Is the child currently enrolled in a Jewish part-time school like a Hebrew School, Religious School, or Sunday School?

Response	Weighted %	n
0, No	3	1
1, Yes	97	8
Total	100	9

IF JEDPT4 = NO (0)

#### JEDDS4

Is the child currently enrolled in a full-time Jewish day school or yeshiva?

Response	Weighted %	n
0, No	100	1
Total	100	1

#### JEDTUT4

Since June 2017, did this child participate in other forms of Jewish education, like tutoring or private classes? (e.g., Hebrew language tutoring, online classes, etc.)

Response	Weighted %	n
0, No	91	6
1, Yes	9	3
Total	100	9

**JEDDYC4**

Did this child attend a Jewish DAY camp in the summer of 2017? (This includes attendance as a camper or staff member.)

Response	Weighted %	n
0, No	84	5
1, Yes	16	4
Total	100	9

**JEDOV4**

Did this child attend a Jewish OVERNIGHT camp in the summer of 2017? (This includes attendance as a camper or staff member.)

Response	Weighted %	n
0, No	23	5
1, Yes	77	4
Total	100	9

IF JEDOV4= YES (1), REPLACE OVCANY = 1.

IF HHCHGRD4 = GRADES 6-12, other (6-13)

**JEDYG4**

Does this child participate in a Jewish youth group (e.g., BBYO, NFTY, USY, NCSY) or teen program?

Response	Weighted %	n
0, No	97	3
1, Yes	3	1
Total	100	4

IF HHCHGRD4 = GRADES 9-12, other (9-13)

**JEDISR4**

Has this child ever gone on a peer trip to Israel with a camp, school, youth group, or teen program?

Response	Weighted %	n
0, No	3	1
1, Yes	97	2
Total	100	3

IF HHCHJEWED5 = YES (1)

#### JEDPTS

Is the child currently enrolled in a Jewish part-time school like a Hebrew School, Religious School, or Sunday School?

Response	Weighted %	n
1, Yes	100	1
Total	100	1

#### JEDTUT5

Since June 2017, did this child participate in other forms of Jewish education, like tutoring or private classes? (e.g., Hebrew language tutoring, online classes, etc.)

Response	Weighted %	n
0, No	100	1
Total	100	1

#### JEDDYC5

Did this child attend a Jewish DAY camp in the summer of 2017? (This includes attendance as a camper or staff member.)

Response	Weighted %	n
0, No	100	1
Total	100	1

#### JEDOVCS

Did this child attend a Jewish OVERNIGHT camp in the summer of 2017? (This includes attendance as a camper or staff member.)

Response	Weighted %	n
0, No	100	1
Total	100	1

IF JEDOVCS= YES (1), REPLACE OVCANY = 1.

IF HHCHGRD5 = GRADES 6-12, other (6-13)

#### JEDYG5

Does this child participate in a Jewish youth group (e.g., BBYO, NFTY, USY, NCSY) or teen program?

Response	Weighted %	n
0, No	100	1
Total	100	1

IF HHADJEWED2 = YES (1)

#### JEDADPT2

Is this person currently enrolled in a Jewish part-time school like a Hebrew School, Religious School, or Sunday School?

Response	Weighted %	n
0, No	93	2
1, Yes	7	1
Total	100	3

IF JEDADPT2 = NO (0)

#### JEDADDS2

Is this person currently enrolled in a full-time Jewish day school or yeshiva?

Response	Weighted %	n
0, No	100	2
Total	100	2

#### JEDADTUT2

Since June 2017, did this person participate in other forms of Jewish education, like tutoring or private classes? (e.g., Hebrew language tutoring, online classes, etc.)

Response	Weighted %	n
0, No	100	3
Total	100	3

#### JEDADDYC2

Did this person attend a Jewish DAY camp in the summer of 2017? (This includes attendance as a camper or staff member)

Response	Weighted %	n
0, No	100	3
Total	100	3

**JEDADOVC2**

Did this person attend a Jewish OVERNIGHT camp in the summer of 2017? (This includes attendance as a camper or staff member)

Response	Weighted %	n
0, No	100	3
Total	100	3

IF JEDADOVC2= YES (1), REPLACE OVCANY = 1.

**JEDADYG2**

Does this person participate in a Jewish youth group (e.g., BBYO, NFTY, USY, NCSY) or teen program?

Response	Weighted %	n
0, No	93	2
1, Yes	7	1
Total	100	3

**JEDADISR2**

Has this person ever gone on a peer trip to Israel with a camp, school, youth group, or teen program?

Response	Weighted %	n
0, No	100	3
Total	100	3

IF HHADJEWED3 = YES (1)

**JEDADPT3**

Is this person currently enrolled in a Jewish part-time school like a Hebrew School, Religious School, or Sunday School?

Response	Weighted %	n
1, Yes	100	1
Total	100	1

**JEDADTUT3**

Since June 2017, did this person participate in other forms of Jewish education, like tutoring or private classes? (e.g., Hebrew language tutoring, online classes, etc.)

Response	Weighted %	n
0, No	100	1
Total	100	1

**JEDADDYC3**

Did this person attend a Jewish DAY camp in the summer of 2017? (This includes attendance as a camper or staff member)

Response	Weighted %	n
0, No	100	1
Total	100	1

**JEDADOVC3**

Did this person attend a Jewish OVERNIGHT camp in the summer of 2017? (This includes attendance as a camper or staff member)

Response	Weighted %	n
0, No	100	1
Total	100	1

IF JEDADOVC3= YES (1), REPLACE OVCANY = 1.

**JEDADYG3**

Does this person participate in a Jewish youth group (e.g., BBYO, NFTY, USY, NCSY) or teen program?

Response	Weighted %	n
0, No	100	1
Total	100	1

**JEDADISR3**

Has this person ever gone on a peer trip to Israel with a camp, school, youth group, or teen program?

Response	Weighted %	n
0, No	100	1
Total	100	1

IF HHADJEWED4 = YES (1)

#### JEDADPT4

Is this person currently enrolled in a Jewish part-time school like a Hebrew School, Religious School, or Sunday School?

Response	Weighted %	n
0, No	100	1
Total	100	1

IF JEDADPT4 = NO (0)

#### JEDADDS4

Is this person currently enrolled in a full-time Jewish day school or yeshiva?

Response	Weighted %	n
0, No	100	1
Total	100	1

#### JEDADTUT4

Since June 2017, did this person participate in other forms of Jewish education, like tutoring or private classes? (e.g., Hebrew language tutoring, online classes, etc.)

Response	Weighted %	n
0, No	100	1
Total	100	1

#### JEDADDYC4

Did this person attend a Jewish DAY camp in the summer of 2017? (This includes attendance as a camper or staff member)

Response	Weighted %	n
1, Yes	100	1
Total	100	1

**JEDADOVC4**

Did this person attend a Jewish OVERNIGHT camp in the summer of 2017? (This includes attendance as a camper or staff member)

Response	Weighted %	n
1, Yes	100	1
Total	100	1

IF JEDADOVC4= YES (1), REPLACE OVCANY = 1.

**JEDADYG4**

Does this person participate in a Jewish youth group (e.g., BBYO, NFTY, USY, NCSY) or teen program?

Response	Weighted %	n
0, No	100	1
Total	100	1

**JEDADISR4**

Has this person ever gone on a peer trip to Israel with a camp, school, youth group, or teen program?

Response	Weighted %	n
0, No	100	1
Total	100	1

**Camping Follow-up**

IF RESPISPARENT=YES(1) and OVCANY=1

**CMPNAME**

Which Jewish overnight camp or camps did your children attend in summer 2017? (This includes attendance as a camper or staff member.)

80 responses

IF RESPISPARENT=YES(1) and OVCANY=1

**CMPFINAID**

Did your family receive financial assistance towards the cost of Jewish summer camp?

Response	Weighted %	n
0, No	55	24
1, Yes	45	14
Total	100	38



## Young Adults

IF **RESPAGE** < 41 AND (**RESPHS** = NO (0) OR IS NULL)

### YASTUD

We would like to know more about your background and interests.

Are you currently a student in a degree-granting program in a college or university?

Response	Weighted %	n
1, Yes, full-time	26	14
2, Yes, part-time	1	4
3, No	73	106
Total	100	124

IF **YASTUD** = YES (1, 2)

### YADEG

What level of schooling are you currently enrolled in?

Response	Weighted %	n
1, Associate degree	0	0
2, Bachelor's degree	50	10
3, Master's degree	34	4
4, J.D. or other legal degree	4	1
5, M.D. or other medical degree	0	0
6, Other professional degree	0	0
7, Doctoral degree	< 1	1
8, Other	12	2
Total	100	18

IF **YADEG** = OTHER(8)

### YADEG\_OTH

2 responses

IF MARRIED = No(0)

#### YASIGOTH

Do you currently have a fiancé/e, partner or significant other who does not live with you?

Response	Weighted %	n
0, No	96	41
1, Yes	4	5
Total	100	46

IF YASIGOTH= Yes(1)

#### YARELRELIG

What is the religion of your significant other?

Response	Weighted %	n
1, Jewish	72	3
2, Christian	28	1
3, No religion	0	0
4, Other	0	0
Total	100	4

### Religious Life

#### RLSYNANY

The next set of questions ask about your involvement in Jewish religious and ritual activities.

Do you or anyone in your household currently belong to a Jewish congregation, such as a synagogue, temple, *minyan*, *chavurah*, or High Holy Day congregation?

Response	Weighted %	n
0, No	69	513
1, Yes	31	662
Total	100	1175

IF **RLSYNANY**=No (0) OR IS NULL

**RLSYNEVER**

Did you ever belong to a Jewish congregation during your adult life?

Response	Weighted %	n
0, No	41	177
1, Yes	59	337
Total	100	514

IF **RLSYNEVER** = Yes (1)

**RLSYNEVER\_WHEN**

About how old were you when you last belonged to a Jewish congregation?

Response	Weighted %	n
As a child	5	13
18-29	11	21
30s	7	29
40s	29	73
50s	26	87
60-80s	21	93
Total	100	316

IF **RLSYNEVER** = Yes (1)

**RLSYNEVER\_WHERE**

Was that Jewish congregation in South Palm Beach County?

Response	Weighted %	n
0, No	72	223
1, Yes	28	107
Total	100	330

IF **RLSYNANY**=Yes(1)

**RLSYNNUMB**

How many congregations in South Palm Beach County do you or anyone in your household belong to?

Response	Weighted %	n
0	20	55
1	74	561
2	4	41
3	1	6
4	< 1	2
Total	100	665

**If RLSYNNUMB > 0**

For each congregation, please indicate its name, location, the number of years you have been a member, and whether or not you pay dues.

**RLSYNNAME1**

Thinking of the *first* congregation in South Palm Beach County...

Congregation Name: 971 responses

**RLSYNCITY1**

City: 949 responses

**RLSYNYRS1**

Number of years you have been a member:

Response	Weighted %	n
0-9 years	55	313
10-19 years	21	139
20-29 years	13	78
30-39 years	3	19
40+ years	9	14
Total	100	563

**RLSYNDUES1**

Do you pay membership dues of any sort?

Response	Weighted %	n
1, Yes, I pay dues of some sort	70	492
2, No, dues are not required for membership	16	38
3, No, I consider myself a member but do not pay dues	15	39
Total	100	569

**If RLSYNNUMB > 1****RLSYNNAME2**

Thinking of the *second* congregation in South Palm Beach County...

Congregation Name: 83 responses

**RLSYNCITY2**

City: 77 responses

**RLSYNYRS2**

Number of years you have been a member:

Response	Weighted %	n
0-9 years	35	24
10-19 years	48	7
20-29 years	13	6
30-39 years	4	2
40+ years	< 1	2
Total	100	41

**RLSYNDUES2**

Do you pay membership dues of any sort?

Response	Weighted %	n
1, Yes, I pay dues of some sort	52	32
2, No, dues are not required for membership	20	5
3, No, I consider myself a member but do not pay dues	27	4
Total	100	41

IF **RLSYNNUMB > 2**

**RLSYNNAME3**

Thinking of the *third* congregation in South Palm Beach County...

Congregation Name: 11 responses

**RLSYNCITY3**

City: 11 responses

**RLSYNYRS3**

Number of years you have been a member:

Response	Weighted %	n
0-9 years	25	2
10-19 years	73	4
30-39 years	2	1
Total	100	7

**RLSYNDUES3**

Do you pay membership dues of any sort?

Response	Weighted %	n
1, Yes, I pay dues of some sort	100	7
Total	100	7

IF **RLSYNNUMB > 3**

**RLSYNAME4**

Thinking of the *fourth* congregation in South Palm Beach County...

Congregation Name: 3 responses

**RLSYNCITY4**

City: 3 responses

**RLSYNYRS4**

Number of years you have been a member:

Response	Weighted %	n
0-9 years	35	1
20-29 years	65	1
Total	100	2

**RLSYNDUES4**

Do you pay membership dues of any sort?

Response	Weighted %	n
1, Yes, I pay dues of some sort	100	2
Total	100	2

**RLSYNSVC**

Aside from special occasions like weddings and funerals, how often do you attend any type of organized Jewish religious services?

Response	Weighted %	n
1, Never	32	210
2, Once or twice a year	32	342
3, Every few months	16	214
4, About once a month	6	111
5, Two or three times a month	3	84
6, Once a week or more	10	195
Total	100	1156

**RLSHAB**

How often do you or anyone in your household light Shabbat candles on a Friday night?

Response	Weighted %	n
1, Never	57	499
2, Sometimes	27	332
3, Usually	6	103
4, Always	10	239
Total	100	1173

**RLYKFAST**

Did you fast during Yom Kippur in 2017?

Response	Weighted %	n
1, Yes, for the whole day	42	605
2, Yes, for part of the day	9	129
3, No, could not fast for medical reasons	15	187
4, No, did not fast	34	238
Total	100	1159

In a typical year, do you or anyone in your household... (Select all that apply)

#### RLSEDER

Attend or hold a Passover Seder?

Response	Weighted %	n
0, No	19	113
1, Yes	81	1068
Total	100	1181

#### RLHCNDL

Light Hanukkah candles?

Response	Weighted %	n
0, No	21	149
1, Yes	79	1032
Total	100	1181

#### RLNONE

None of the above

Response	Weighted %	n
0, No	90	1131
1, Yes	10	50
Total	100	1181

IF **RLSYNSVC** = once or twice a year to once a week or more (2-6)

#### RLHOLHIGH

Did you attend any High Holiday services in fall 2017?

Response	Weighted %	n
0, No	31	185
1, Yes	69	757
Total	100	942



**IF RLSYNSVC = once or twice a year to once a week or more (2-6)**

Thinking about the last time you attended Jewish religious services in South Palm Beach County, to what extent do you agree or disagree with the following statements?

**RLSCOMF**

I felt comfortable.

Response	Weighted %	n
1, Strongly disagree	2	16
2, Slightly disagree	2	34
3, Neither disagree nor agree	12	73
4, Slightly agree	23	164
5, Strongly agree	61	575
Total	100	862

**RLSNEEDS**

My spiritual needs were met.

Response	Weighted %	n
1, Strongly disagree	5	26
2, Slightly disagree	5	43
3, Neither disagree nor agree	22	129
4, Slightly agree	20	186
5, Strongly agree	48	467
Total	100	851

**RLSDIS**

I felt disconnected from the people there.

Response	Weighted %	n
1, Strongly disagree	48	446
2, Slightly disagree	14	113
3, Neither disagree nor agree	17	119
4, Slightly agree	15	111
5, Strongly agree	5	58
Total	100	847

**RLMEZUZH**

Is there a mezuzah on any door in your home?

Response	Weighted %	n
0, No	21	150
1, Yes	79	1023
Total	100	1173

**RLKOSH**

Which of the following best describes your current practices regarding keeping kosher?

Response	Weighted %	n
1, Don't follow kosher rules at all	74	713
2, Follow some kosher rules, like avoiding port or shellfish	11	195
3, Keep kosher only at home	7	108
4, Keep kosher all the time	9	143
Total	100	1159

**Jewish Life****JLHEB**

The next questions ask about your involvement in other aspects of Jewish life.

If you were asked to read a text in Hebrew, how much would you understand?

Response	Weighted %	n
1, Don't know Hebrew alphabet at all	40	340
2, Can read the letters but not understand the words	30	387
3, Some of what I read	18	269
4, Most of what I read	5	88
5, Everything I read	7	74
Total	100	1158

To you personally, to what extent is being Jewish a matter of...

### JLCULTURE

#### Culture

Response	Weighted %	n
1, Not at all	3	18
2, A little	10	45
3, Somewhat	20	197
4, Very much	67	873
Total	100	1133

### JLETHNIC

#### Ethnicity

Response	Weighted %	n
1, Not at all	8	77
2, A little	9	70
3, Somewhat	23	212
4, Very much	60	735
Total	100	1094

### JLRELIG

#### Religion

Response	Weighted %	n
1, Not at all	10	77
2, A little	16	128
3, Somewhat	29	280
4, Very much	45	653
Total	100	1138

### JLCOMM

#### Community

Response	Weighted %	n
1, Not at all	11	71
2, A little	12	102
3, Somewhat	27	280
4, Very much	50	670
Total	100	1123

**JLFRIEND**

How many of the people you consider to be your closest friends are Jewish?

Response	Weighted %	n
1, None	5	18
2, Some	21	141
3, About half	13	169
4, Most	50	660
5, All	11	165
Total	100	1153

How important is each of the following to what being Jewish means to you?

**JLESSJUSTICE**

Working for justice and equality in society

Response	Weighted %	n
1, Essential	54	657
2, Important but not essential	39	407
3, Not important	7	69
Total	100	1133

**JLESSMORAL**

Leading an ethical and moral life

Response	Weighted %	n
1, Essential	75	877
2, Important but not essential	19	230
3, Not important	5	32
Total	100	1139

**JLANTICOLL**

How concerned are you about antisemitism on US college campuses?

Response	Weighted %	n
1, Not at all	6	34
2, A little	6	55
3, Somewhat	20	212
4, Very much	69	851
Total	100	1152

**JLANTIUS**

How concerned are you about antisemitism in the US, aside from college campuses?

Response	Weighted %	n
1, Not at all	4	21
2, A little	8	61
3, Somewhat	19	234
4, Very much	69	832
Total	100	1148

**JLANTILOCAL**

How concerned are you about antisemitism in South Palm Beach County?

Response	Weighted %	n
1, Not at all	19	158
2, A little	20	218
3, Somewhat	23	324
4, Very much	38	432
Total	100	1132

**JLANTIEXP**

Have you PERSONALLY experienced antisemitism in the PAST YEAR?

Response	Weighted %	n
0, No	87	1037
1, Yes	13	119
Total	100	1156

IF JLANTIEXP = YES (1)

**JLANTIEXPTXT**

Please describe the incident(s)

167 responses

To what extent do you...

### JLCONNISR

Feel a connection to Israel?

Response	Weighted %	n
1, Not at all	9	57
2, A little	12	136
3, Somewhat	27	295
4, Very much	52	660
Total	100	1148

### JLCONNWORLD

Feel like part of a worldwide Jewish community?

Response	Weighted %	n
1, Not at all	6	40
2, A little	21	163
3, Somewhat	33	382
4, Very much	40	557
Total	100	1142

### JLCONNLOC

Feel like part of the Jewish community in South Palm Beach County?

Response	Weighted %	n
1, Not at all	19	125
2, A little	25	219
3, Somewhat	34	410
4, Very much	21	392
Total	100	1146

## Subpopulations

IF **HHSIZE** = 1 OR **ROOMMATE**=Yes(1)

**CITISRRESP**

The following questions will help us to understand the views of members of the community.

Do you hold Israeli citizenship?

Response	Weighted %	n
0, No	94	305
1, Yes	6	12
Total	100	317

IF **HHSIZE** > 1 AND **ROOMMATE**=No(0)

**CITISRRH**

The following questions will help us to understand the views of members of the community.

Does anyone in your household hold Israeli citizenship?

Response	Weighted %	n
1, Yes, you	4	23
2, Yes, someone else	2	27
3, Yes, both you and someone else	< 1	14
4, No	93	780
Total	100	844

IF **CITISRRH** = YES, SOMEONE ELSE (2) OR YES, ME AND SOMEONE ELSE (3) AND **HHADNUM** > 1

**CITISRAD**

How many {other} adults hold Israeli citizenship?

Response	Weighted %	n
0	< 1	1
1	86	33
2	7	6
3	1	1
4	5	1
Total	100	42

IF CITISRHH = YES, SOMEONE ELSE (2) OR YES, ME AND SOMEONE ELSE (3) AND HHCHNUM > 0  
CITISRCH

How many children hold Israeli citizenship?

Response	Weighted %	n
0	87	11
1	10	3
2	1	1
3	< 1	1
Total	100	16

IF INTERFAITH = 0

INTERHH

Are you or anyone in your household currently in an interfaith relationship?

Response	Weighted %	n
0, No	84	574
1, Yes	16	69
Total	100	643

IF INTERFAITH = 1 or INTERHH = Yes (1)

INTERWELC

The following questions will help us to understand the views of members of the community.

Overall, in your opinion, how welcoming is the South Palm Beach County Jewish community to interfaith couples and families?

Response	Weighted %	n
1, Not at all	10	7
2, A little	7	9
3, Somewhat	17	37
4, Very much	21	45
5, No opinion	45	45
Total	100	143



IF **HHSIZE** = 1 OR **ROOMMATE**=1

**GLBRESP**

The following questions are for classification purposes.

Do you identify as LGBTQ?

Response	Weighted %	n
0, No	90	299
1, Yes	7	7
2, I don't know	3	10
Total	100	316

IF **HHSIZE**>1 AND **ROOMMATE**=0,

**GLBHH**

The following questions are for classification purposes.

Does anyone in your household identify as LGBTQ?

Response	Weighted %	n
1, Yes, you	< 1	2
2, Yes, someone else	3	16
3, Yes, both you and someone else	< 1	2
4, No	93	799
5, I don't know	4	23
Total	100	842

IF **GLBHH**= Yes, someone else (2) or Yes, me and someone else (3) AND **HHADNUM** > 1

**GLBCT**

How many {other} adults in your household identify as LGBTQ?

Response	Weighted %	n
1	100	17
Total	100	17

IF **GLBRESP** = Yes(1) OR **GLBHH** = Yes me (1,3) OR **RESPGENDER/HHADGENDER#/HHCHGENDER#** = SOMETHING NOT LISTED (3)

#### **GLBWELC**

Overall, in your opinion, how welcoming is the South Palm Beach County Jewish community to people who are LGBTQ?

Response	Weighted %	n
1, Not at all	0	0
2, A little	11	2
3, Somewhat	< 1	2
4, Very much	73	6
5, No opinion	15	3
Total	100	13

IF **HHSIZE** = 1 OR **ROOMMATE**=1 AND **RESPAGE** > 71

#### **HOLSURVRESP**

Do you consider yourself to be a Holocaust survivor or a World War II refugee?

Response	Weighted %	n
0, No	92	149
1, Yes	8	12
Total	100	161

IF **RESPAGE** OR **HHADAGE#** > 71 AND **HHSIZE**>1 AND **ROOMMATE**=0

#### **HOLSURV**

Does anyone in your household consider themselves to be a Holocaust survivor or a World War II refugee?

Response	Weighted %	n
1, Yes, you	< 1	5
2, Yes, someone else	6	17
3, Yes, both you and someone else	< 1	3
4, No	93	302
Total	100	327

IF **HOLSURV**= Yes, someone else (2) or Yes, me and someone else (3)

#### **HOLSURVCT**

How many people are Holocaust survivors or World War II refugees?

Response	Weighted %	n
0	19	2
1	77	15
2	4	3
Total	100	20

#### **POLPARTY**

Do you currently consider yourself to be a...

Response	Weighted %	n
1, Republican	17	206
2, Democrat	42	482
3, Independent	24	266
4, Other	7	65
5, I prefer not to answer	10	120
Total	100	1139

IF **POLPARTY**= OTHER(4)

#### **POLPARTY\_OTH**

81 responses

How important do you think it is for the local Jewish community to address each of the following?

#### **PRIORDRUG**

Drug and/or alcohol use (e.g., opioids, illegal narcotics, etc.)

Response	Weighted %	n
1, Not at all	14	74
2, A little	10	114
3, Somewhat	22	281
4, Very much	54	657
Total	100	1126

**PRIORISR**

Disagreements about Israel within the Jewish community

Response	Weighted %	n
1, Not at all	7	58
2, A little	12	109
3, Somewhat	32	369
4, Very much	49	573
Total	100	1109

**PRIORCOLL**

Quality of Jewish life on local college campuses

Response	Weighted %	n
1, Not at all	6	32
2, A little	10	76
3, Somewhat	26	300
4, Very much	59	712
Total	100	1120

**INTFAITHCOMM**

To what extent is it important to you that Jewish institutions work to enhance the quality of life in South Palm Beach County, beyond the Jewish community?

Response	Weighted %	n
1, Not at all	5	52
2, A little	11	121
3, Somewhat	33	405
4, Very much	50	548
Total	100	1126

## Israel

### ISRNUM

We would like to know more about your connection to Israel.

How many times, if any, have you been to Israel?

Response	Weighted %	n
1, Never	33	288
2, Once	31	296
3, Twice	10	140
4, Three times	8	94
5, Four times or more	15	245
6, I previously lived in Israel	3	31
Total	100	1094

If **ISRNUM**= 1-5

Did you ever participate in the following types of trips to Israel? (Select all that apply)

If **RESPAGE** < 47

### ISRTYPETAG

Birthright Israel

Response	Weighted %	n
0, No	84	758
1, Yes	16	47
Total	100	805

### ISRTYPEEDU

Educational program or volunteer trip

Response	Weighted %	n
0, No	74	571
1, Yes	26	234
Total	100	805

**ISRTYPEFED**

A trip sponsored by a federation, synagogue, or other Jewish organization

Response	Weighted %	n
0, No	58	462
1, Yes	42	343
Total	100	805

**ISRTYPE\_NONE**

None of the above

Response	Weighted %	n
0, No	100	805
Total	100	805

**IF ISRNUM=Never(0)**

Which of the following are reasons you have never been to Israel? (Select all that apply)

**ISRNOSAFE**

Safety concerns

Response	Weighted %	n
0, No	70	196
1, Yes	30	92
Total	100	288

**ISRNOCOST**

Cost

Response	Weighted %	n
0, No	66	183
1, Yes	34	105
Total	100	288

**ISRNOTHOUGHT**

Never thought about it

Response	Weighted %	n
0, No	93	277
1, Yes	7	11
Total	100	288

**ISRNOINT**

No interest

Response	Weighted %	n
0, No	88	256
1, Yes	12	32
Total	100	288

**ISRNOTRAV**

You don't like to travel long distances

Response	Weighted %	n
0, No	84	232
1, Yes	16	56
Total	100	288

**ISRNO\_NONE**

None of the above

Response	Weighted %	n
0, No	80	215
1, Yes	20	73
Total	100	288

IF **ISRRESP=0 AND RESPAGE < 47 AND [(ISRTYPETAG IS NOT SELECTED) OR ISRNUM = NEVER (0)]****ISRTAG**

Did you ever apply to go on a Birthright Israel trip?

Response	Weighted %	n
0, No	87	92
1, Yes	13	12
Total	100	104

**ISRRELFRIEND:**

Do you have relatives or close friends living in Israel?

Response	Weighted %	n
1, Relatives	24	253
2, Friends	11	145
3, Both	20	258
4, Neither	45	481
Total	100	1137

**ISRNEWS**

In the past month, how often did you actively seek out news about Israel?

Response	Weighted %	n
1, Never	24	196
2, Once or twice	22	250
3, Once a week	13	159
4, Every few days	17	221
5, Once a day	16	202
6, Several times a day	8	108
Total	100	1136

**ISRNECESS**

Do you agree or disagree that a Jewish state is necessary for the long-term survival of the Jewish people?

Response	Weighted %	n
1, Strongly disagree	4	36
2, Disagree	1	13
3, Neither disagree nor agree	2	28
4, Agree	20	155
5, Strongly agree	71	880
6, I don't know	2	24
Total	100	1136



**ISRRESPON**

Do you feel personally responsible for Israelis in need of social support?

Response	Weighted %	n
1, Not at all	32	241
2, A little	17	213
3, Somewhat	33	392
4, Very much	17	277
Total	100	1123

**Organizations****ORGJCCNOW**

The next questions ask about your participation in organizations, programs, and activities.

Do you or anyone in your household currently affiliate with the Adolph & Rose Levis Jewish Community Center of Boca Raton?

Response	Weighted %	n
0, No	83	934
1, Yes	17	210
Total	100	1144

**ORGMEM**

Aside from congregations and JCCs, are you or anyone in your household a member of any formal Jewish organizations or clubs? (e.g., Hadassah, ADL, AJC, etc.)

Response	Weighted %	n
0, No	70	717
1, Yes	30	421
Total	100	1138

IF **LOCSECHOME=YES(1)** AND **ORGMEM=YES(1)**

**ORGMEMSEC**

Do you participate in any of these organizations or clubs in South Palm Beach County?

Response	Weighted %	n
0, No	60	59
1, Yes	40	79
Total	100	138

**ORGGROUPS**

Do you or anyone in your household belong to an informal or grassroots Jewish group? (e.g., social *havurah*, Jewish book club, etc.)

Response	Weighted %	n
0, No	90	953
1, Yes	10	180
Total	100	1133

IF **LOCSECHOME=YES(1)** AND **ORGGROUPS=YES(1)**

**ORGGROUPSSEC**

Do you participate in any of these groups in South Palm Beach County?

Response	Weighted %	n
0, No	67	17
1, Yes	33	29
Total	100	46

**ORGDUES**

In the past year, have you paid membership dues of any sort to a Jewish organization aside from a synagogue or the JCC?

Response	Weighted %	n
0, No	77	742
1, Yes	23	391
Total	100	1133

IF **LOCSECHOME=YES(1)** AND **ORGDUES=YES(1)**

**ORGDUESSEC**

Do you participate in any of these organizations in South Palm Beach County?

Response	Weighted %	n
0, No	51	62
1, Yes	49	72
Total	100	134

In the past YEAR, which of the following have you done for or with a Jewish organization in South Palm Beach County?

#### ORGPART

Attend or participate in a program, event, or class (not religious services)

Response	Weighted %	n
1, Yes, at least once a month	13	249
2, Yes, less than once a month	24	338
3, No	63	520
Total	100	1107

#### ORGREAD

Read material produced by a Jewish organization (e.g., newsletter, magazine, website, etc.)

Response	Weighted %	n
1, Yes, at least once a month	31	484
2, Yes, less than once a month	28	317
3, No	41	305
Total	100	1106

#### IF LOCSECHOME=YES(1)

In the past YEAR, which of the following have you done for or with a Jewish organization where you have your other home?

#### ORGPARTSEC

Attend or participate in a program, event, or class (not religious services)

Response	Weighted %	n
1, Yes, at least once a month	21	58
2, Yes, less than once a month	27	73
3, No	51	124
Total	100	255

#### ORGREADSEC

Read material produced by a Jewish organization (e.g., newsletter, magazine, website, etc.)

Response	Weighted %	n
1, Yes, at least once a month	35	101
2, Yes, less than once a month	30	63
3, No	34	96
Total	100	260

In the past MONTH, which of the following have you done for or with a Jewish organization in South Palm Beach County?

**VOLBOARD**

Help in a leadership role (e.g., serve on a committee or board, plan an event or program)

Response	Weighted %	n
0, No	93	928
1, Yes	7	181
Total	100	1109

**VOLPART**

Help as a volunteer (e.g., tutor, serve meals at a soup kitchen, attend rally)

Response	Weighted %	n
0, No	88	906
1, Yes	12	199
Total	100	1105

**IF LOCSECHOME=YES(1)**

In the past MONTH, which of the following have you done for or with a Jewish organization where you have your other home?

**VOLBOARDSEC**

Help in a leadership role (e.g., serve on a committee or board, plan an event or program)

Response	Weighted %	n
0, No	85	223
1, Yes	15	39
Total	100	262

**VOLPARTSEC**

Help as a volunteer (e.g., tutor, serve meals at a soup kitchen, attend rally)

Response	Weighted %	n
0, No	88	225
1, Yes	12	35
Total	100	260

**VOLNJ**

In the past MONTH, did you volunteer for or with any non-Jewish organizations? (Do not include activities sponsored by a Jewish organization.)

Response	Weighted %	n
0, No	77	864
1, Yes	23	259
Total	100	1123

When it comes to the activities and organizations that you are involved with, both inside and outside the Jewish community, how important are each of the following topics and issues?

**ORGIMPEDU**

Education

Response	Weighted %	n
1, Not at all	10	64
2, A little	7	70
3, Somewhat	21	244
4, Very much	63	693
Total	100	1071

**ORGIMPISR**

Israel

Response	Weighted %	n
1, Not at all	15	85
2, A little	9	112
3, Somewhat	28	285
4, Very much	49	586
Total	100	1068

**ORGIMPSJ**

Social Justice

Response	Weighted %	n
1, Not at all	13	82
2, A little	8	109
3, Somewhat	24	265
4, Very much	54	597
Total	100	1053

**ORGIMPHLTH**

Health or medical

Response	Weighted %	n
1, Not at all	11	94
2, A little	6	97
3, Somewhat	29	276
4, Very much	54	597
Total	100	1064

**ORGIMPOTH**

Other

Response	Weighted %	n
1, Not at all	33	154
2, A little	5	27
3, Somewhat	14	67
4, Very much	48	210
Total	100	458

IF **ORGIMPOTH** = A LITTLE, SOMEWHAT OR VERY MUCH**ORGIMP\_OTHSPEC**

You selected 'Other' in the last question. What are the other topics and issues that are important to you?  
440 responses

Do you get your information about local Jewish activities, news, and events from any of the following? (Select all that apply)

**ORGINFOORG**

Synagogue or organization newsletter/email

Response	Weighted %	n
0, No	66	506
1, Yes	34	625
Total	100	1131

**ORGINFOJJ**

The Jewish Journal or other local Jewish periodical

Response	Weighted %	n
0, No	66	634
1, Yes	34	497
Total	100	1131

**ORGINFORABBI**

Rabbi or other Jewish community leader

Response	Weighted %	n
0, No	77	700
1, Yes	23	431
Total	100	1131

**ORGINFOFAM**

Family or friends

Response	Weighted %	n
0, No	46	453
1, Yes	54	678
Total	100	1131

**ORGINFOWEB**

Internet or social media

Response	Weighted %	n
0, No	34	373
1, Yes	66	758
Total	100	1131

**ORGINFOFED**

Jewish Federation of South Palm Beach County/Jewish Community Relations Council

Response	Weighted %	n
0, No	76	769
1, Yes	24	362
Total	100	1131

**ORGINFO\_NONE**

None of the above

Response	Weighted %	n
0, No	91	1059
1, Yes	9	72
Total	100	1131

## Activities

### ACTSHABDIN

We would like to ask you about some of the other activities that you do.

In the past month, for how many weeks did you have or attend a special meal for Shabbat?

Response	Weighted %	n
1, Never	67	631
2, One week	14	214
3, Two or three weeks	8	94
4, Every week	11	177
Total	100	1116

In the past month, how often did you participate in the following activities?

### ACTFOOD

Eat Jewish foods, aside from Shabbat and holiday meals.

Response	Weighted %	n
1, Never	28	201
2, Once or twice	28	309
3, Once a week	17	197
4, Every few days	15	190
5, Once a day or more	12	184
Total	100	1081

### ACTTALK

Talk about Jewish topics (e.g., culture, Israel, religion, etc.).

Response	Weighted %	n
1, Never	19	155
2, Once or twice	29	299
3, Once a week	19	203
4, Every few days	17	244
5, Once a day or more	16	186
Total	100	1087



**ACTWEB**

Look for Jewish information online.

Response	Weighted %	n
1, Never	48	406
2, Once or twice	24	278
3, Once a week	6	107
4, Every few days	12	146
5, Once a day or more	11	152
Total	100	1089

**ACTCULT**

Access Jewish-focused culture (e.g., books, TV, music, museum, etc.).

Response	Weighted %	n
1, Never	52	441
2, Once or twice	26	314
3, Once a week	9	128
4, Every few days	8	119
5, Once a day or more	6	84
Total	100	1086

**ACTTEXT**

Study a Jewish religious text (e.g., Torah, Talmud, etc.).

Response	Weighted %	n
1, Never	76	732
2, Once or twice	9	133
3, Once a week	7	113
4, Every few days	4	51
5, Once a day or more	4	59
Total	100	1088

## Philanthropy

### CHARANY

The next section is about charitable donations.

Over the past year, did you make any charitable donations? Please include donations to both Jewish and non-Jewish organizations.

Response	Weighted %	n
0, No	18	109
1, Yes	82	990
Total	100	1099

IF CHARANY = YES

### CHARJEW

Over the past year, which of the following best describes the charities to which you made monetary contributions, other than membership dues?

Response	Weighted %	n
1, All Jewish	7	100
2, Mostly Jewish	24	329
3, About equal	29	329
4, Mostly non-Jewish	17	130
5, All non-Jewish	23	90
Total	100	978

IF CHARJEW= ANY JEWISH (1,2,3, or 4)

### CHARLOCAL

How many of the Jewish organizations you donated to primarily serve the Jewish community of South Palm Beach County?

Response	Weighted %	n
1, All	5	96
2, Most	13	139
3, About half	9	97
4, Some	30	323
5, None	42	210
Total	100	865

IF **LOCSECHOME=YES(1)** AND **CHARJEW= ANY JEWISH (1,2,3, or 4)**

**CHARLOCALSEC**

How many of the Jewish organizations you donated to primarily serve the Jewish community where you have your other home?

Response	Weighted %	n
1, All	8	19
2, Most	25	44
3, About half	13	24
4, Some	24	69
5, None	31	69
Total	100	225

IF **CHARJEW= ANY JEWISH (1,2,3, or 4)**

**CHARFEDSPB**

Over the past year, have you made charitable contributions to the Jewish Federation of South Palm Beach County?

Response	Weighted %	n
0, No	83	578
1, Yes	17	289
Total	100	867

IF **LOCSECHOME=YES(1)** AND **CHARJEW= ANY JEWISH (1,2,3, or 4)**

**CHARFEDSECHOME**

Over the past year, have you made charitable contributions to the Jewish federation where you have your other home?

Response	Weighted %	n
0, No	53	139
1, Yes	47	91
Total	100	230

**CHARINC**

In the coming year, do you expect your charitable giving, both in and outside the Jewish community, to...

Response	Weighted %	n
1, Increase	16	160
2, Decrease	4	42
3, Stay the same	80	858
Total	100	1060

**South Palm Health and Well being**

The next section asks for information about health and well-being so that the South Palm Beach County Jewish community can understand the needs of its members.

**IF RESPAGE<75**

**SHLCAREAGE**

Do you or your spouse or partner manage care or personally provide care on a regular basis for an aging relative in a household other than your own?

Response	Weighted %	n
0, No	87	603
1, Yes	13	124
Total	100	727

**IF SHLCAREAGE=Yes (1)**

**SHLPARLOC**

Do they live in South Palm Beach County?

Response	Weighted %	n
0, No	27	39
1, Yes	73	85
Total	100	124

**IF RESPAGE<75**

**SHLPARNH**

Do you or your spouse or partner have a parent who is currently a resident of an assisted living facility, nursing home, or an independent living building or community?

Response	Weighted %	n
1, Yes, in South Palm Beach County	30	30
2, Yes, elsewhere	7	10
4, No	63	84
Total	100	124

**IF ANY HHADAGE2-HHADAGE9 < 65 OR HHCHNUM > 0**

**SHLCAREHH**

Do you manage care or personally provide care on a regular basis for a non-elderly family member in fair or poor health living INSIDE your household aside from routine childcare?

Response	Weighted %	n
0, No	98	436
1, Yes	2	16
Total	100	452

**IF ANY HHADAGE2-HHADAGE9 < 65 OR HHCHNUM > 0**

**SHLCARENHH**

Do you manage care or personally provide care on a regular basis for a non-elderly family member in fair or poor health living OUTSIDE your household aside from routine childcare?

Response	Weighted %	n
1, Yes, in South Palm Beach County	4	14
2, Yes, outside South Palm Beach County	4	17
4, No	92	418
Total	100	449

IF RESPAGE>=65

#### SHLRESPNH

Do you currently reside in an assisted living facility, nursing home, or an independent living building or community?

Response	Weighted %	n
0, No	92	542
1, Yes	8	41
Total	100	583

IF SHLRESPNH=No (0)

#### SHLRESPNHMOV

Are you considering moving to an assisted living facility, nursing home, or an independent living building or community within the next five years?

Response	Weighted %	n
0, No	93	490
1, Yes	7	39
Total	100	529

#### SHLINSURANCE

Do you currently have health insurance?

Response	Weighted %	n
0, No	4	27
1, Yes	96	1076
Total	100	1103

#### SHLDISANY

Do you or anyone in your household have a health issue, special need, or disability? (e.g., a cognitive or developmental impairment, heart disease, etc.)

Response	Weighted %	n
0, No	67	736
1, Yes	28	304
2, I prefer not to answer	6	62
Total	100	1102

**IF SHLDISANY = YES (1)**

Please select any health issue, special need, or disability that applies to you or anyone in your household.  
(Select all that apply)

**SHLDISAMB**

Ambulatory

Response	Weighted %	n
0, No	79	240
1, Yes	21	65
Total	100	305

**SHLDISCOG**

Cognitive

Response	Weighted %	n
0, No	96	284
1, Yes	4	21
Total	100	305

**SHLDISDEV**

Developmental

Response	Weighted %	n
0, No	98	293
1, Yes	2	12
Total	100	305

**SHLDISVIS**

Vision

Response	Weighted %	n
0, No	88	257
1, Yes	12	48
Total	100	305

**SHLDISHEAR**

Hearing

Response	Weighted %	n
0, No	80	246
1, Yes	20	59
Total	100	305

**SHLDISCHRON**

Chronic health problem

Response	Weighted %	n
0, No	57	168
1, Yes	43	137
Total	100	305

**SHLDISMENT**

Mental health issue

Response	Weighted %	n
0, No	83	270
1, Yes	17	35
Total	100	305

**SHLDISOTH**

Other (please specify):

Response	Weighted %	n
0, No	64	192
1, Yes	36	113
Total	100	305

IF SHLDISOTH = YES(1)

**SHLDISOTH\_SPEC**

167 responses



**SHLDISNONE**

None of the above

Response	Weighted %	n
0, No	93	290
1, Yes	7	15
Total	100	305

IF SHLDISAMB – SHLDISOTH = YES (1)

**SHLIMPFUNC**

Do the selected health issues, special needs, or disabilities limit the kind or amount of work, school, or housework that can be done?

Response	Weighted %	n
0, No	35	120
1, Yes	65	166
Total	100	286

IF SHLIMPFUNC= YES (1)

**SHLIMPFUNCMET**

Did you receive all services needed to help?

Response	Weighted %	n
0, No	35	50
1, Yes	46	69
2, No services needed	19	47
Total	100	166

IF SHLIMPFUNCMET = YES(1) or NO (0)

**SHLSVCSJ**

In the past year, have you sought or received any services from Jewish-sponsored organizations related to this health issue, special need, or disability?

Response	Weighted %	n
1, Did not seek services	82	95
2, Sought but did not receive services	6	12
3, Received services	11	11
Total	100	118

IF SHLSVCSJ = SOUGHT BUT DID NOT RECEIVE SERVICES (2) OR RECEIVED SERVICES (3)

Which Jewish agencies and organizations did you contact? (Select all that apply)

**SHLSERVORGJARC**

Jewish Association for Residential Care (JARC)

Response	Weighted %	n
0, No	83	20
1, Yes	17	2
Total	100	22

**SHLSERVORGJFS**

Jewish Family Service (JFS)

Response	Weighted %	n
0, No	75	11
1, Yes	25	11
Total	100	22

**SHLSERVORGJCC**

Adolph &amp; Rose Levis JCC

Response	Weighted %	n
0, No	79	17
1, Yes	21	5
Total	100	22

**SHLSERVORGJAFCO**

Jewish Adoption and Family Care Options (JAFCO)

Response	Weighted %	n
0, No	100	22
Total	100	22

**SHLSERVORGJOTH**

Other

Response	Weighted %	n
0, No	86	16
1, Yes	14	6
Total	100	22

IF **SHLSERVORGJOTH** = YES(1)

**SHLSERVORGJOTH\_SPEC**

9 responses

**SHLSERVORGNONE**

None of the above

Response	Weighted %	n
0, No	69	18
1, Yes	31	4
Total	100	22

IF **SHLSVCSJ** = SOUGHT BUT DID NOT RECEIVE SERVICES (2)

**SHLSVCSJNOT**

Please tell us about the services that you sought from Jewish organizations and that you did not receive.

14 responses

IF **SHLSVCSJ** = RECEIVED SERVICES (3)

**SHLSVCSJREC**

Please tell us about the services that you received from Jewish organizations.

15 responses

IF **SHLIMPFUNCMET** = YES(1) or NO (0)

**SHLSVCSNJ**

In the past year, have you sought or received any services from organizations that are not Jewish-sponsored?

Response	Weighted %	n
1, Did not seek services	70	79
2, Sought but did not receive services	2	5
3, Received services	29	34
Total	100	118

IF **SHLSVCSNJ** = SOUGHT BUT DID NOT RECEIVE SERVICES (2) OR RECEIVED SERVICES (3)

**SHLSERVORGNJ**

Which non-Jewish agencies and organizations did you approach for services?

56 responses

IF **SHLDISANY** = YES (1)

**SHLDISCONCERN**

What are your concerns about the future for the special needs member of your household?

347 responses

**SHLJEWLIFE**

In the past year, were you or anyone in your household ever unable to participate in Jewish life because of constraints caused by health or ability?

Response	Weighted %	n
0, No	73	850
1, Yes	9	115
2, Does not apply	18	125
Total	100	1090

If **SHLJEWLIFE** = Yes(1)

**SHLJEWLIFE\_TXT**

In what way?

148 responses

**LABOR FORCE PARTICIPATION & FINANCIAL WELL-BEING****WBEMP**

The next section is about your employment.

Are you currently working for pay?

Response	Weighted %	n
1, Yes, full-time	34	322
2, Yes, part-time	12	166
3, No, not working	16	100
4, No, retired	37	504
Total	100	1092

**WBEMPLOOK**

Are you currently looking for work?

Response	Weighted %	n
0, No	86	980
1, Yes	14	105
Total	100	1085

**WBSTAN**

Which of the following words or phrases best describes your household's standard of living?

Response	Weighted %	n
1, Prosperous	7	114
2, Living very comfortably	31	415
3, Living reasonably comfortably	42	417
4, Just getting along	17	126
5, Nearly poor	1	11
6, Poor	1	6
Total	100	1089

**WBRET**

Overall, how confident are you that you and your spouse or partner will have enough money to live comfortably throughout your retirement years?

Response	Weighted %	n
1, Very confident	30	396
2, Somewhat confident	33	382
3, Uncertain	24	208
4, Not very confident	7	57
5, Not at all confident	6	47
Total	100	1090

**If WBSTAN=3,4,5,6, OR IS NULL**

In the past year, did you or anyone in your household experience economic hardship because of a change in...  
(Select all that apply)

**WBHARDEMP**

Employment (e.g., lost a job, pay reduced, returned to school, etc.)

Response	Weighted %	n
0, No	87	508
1, Yes	13	85
Total	100	593

**WBHARDHOME**

Housing (e.g., received a foreclosure, new mortgage, etc.)

Response	Weighted %	n
0, No	95	568
1, Yes	5	25
Total	100	593

**WBHARDHEALTH**

Health (e.g., illness, medical emergency, etc.)

Response	Weighted %	n
0, No	88	524
1, Yes	12	69
Total	100	593

**WBHARDFAM**

Family structure (e.g., death of a relative, divorce, new child, etc.)

Response	Weighted %	n
0, No	92	546
1, Yes	8	47
Total	100	593

**WBHARD\_NONE**

None of the above

Response	Weighted %	n
0, No	37	216
1, Yes	63	377
Total	100	593

If **WBSTAN=3,4,5,6, OR IS NULL**

Are you or anyone in your household currently receiving any of the following? (Select all that apply)

#### **WBAIDSSDI**

Social Security Disability Insurance (SSDI) or Supplemental Security Income (SSI)

Response	Weighted %	n
0, No	86	537
1, Yes	14	55
Total	100	592

#### **WBAIDUTIL**

Home energy or utility assistance programs

Response	Weighted %	n
0, No	100	592
Total	100	592

#### **SWBAIDSNAP**

Food stamps or SNAP

Response	Weighted %	n
0, No	98	581
1, Yes	2	11
Total	100	592

#### **SWBAIDMEDIC**

Medicaid

Response	Weighted %	n
0, No	94	559
1, Yes	6	33
Total	100	592

#### **WBAIDUNEMP**

Unemployment benefits

Response	Weighted %	n
0, No	100	591
1, Yes	< 1	1
Total	100	592

**SWBAIDHOUS**

Subsidized housing

Response	Weighted %	n
0, No	98	588
1, Yes	2	4
Total	100	592

**SWBAIDDAYCARE**

Daycare assistance

Response	Weighted %	n
0, No	99	585
1, Yes	< 1	7
Total	100	592

**WBAID\_NONE**

None of the above

Response	Weighted %	n
0, No	33	150
1, Yes	67	442
Total	100	592

If **WBSTAN=3,4,5,6, OR IS NULL****WBSAVE3MONTH**

Has your household set aside an emergency or rainy day fund that could cover three months of expenses?

Response	Weighted %	n
0, No	44	181
1, Yes	56	368
Total	100	549



If **WBSTAN=3,4,5,6, OR IS NULL**

**WBRENT**

In the last year, did you ever have to skip a rent, mortgage, or utility bill payment because you could not afford it?

Response	Weighted %	n
0, No	9	44
1, Yes	91	500
Total	100	544

If **WBSTAN=3,4,5,6, OR IS NULL**

**WBSAVE400**

Would your household be able to pay an unexpected \$400 emergency expense with cash, money currently in a bank account, or on a credit card you could pay in full?

Response	Weighted %	n
0, No	92	516
1, Yes	8	37
Total	100	553

If **WBSTAN=3,4,5,6, OR IS NULL**

**WBJEWLIFE**

In the past year, were you or anyone in your household ever unable to participate in Jewish life because of financial constraints?

Response	Weighted %	n
0, No	64	413
1, Yes	12	73
2, Does not apply	24	67
Total	100	553

If **WBJEWLIFE=Yes(1)**

**WBJEWLIFE\_TXT**

In what way?

112 responses

## Concluding Thoughts

### CTSTR

We'd like to wrap up with some questions about your overall thoughts about the community.

Overall, what do you consider to be the strengths of the South Palm Beach County Jewish community?  
1338 responses

### CTGAP

Overall, what programs, services, or organizations do you think are missing from the South Palm Beach County Jewish community?  
1130 responses

### CTPRIORSPB

If you could choose one program or service for local Jewish organizations to focus on bringing to, or improving for, the community, what would it be?  
1114 responses

## Appendix F: Study Documentation

### Pre-notification letter

January 2018

The [LastName] household  
[Address1] [Address2]  
[City], [State] [Zip]

Dear [LastName] household,

The Cohen Center for Modern Jewish Studies at Brandeis University is conducting a study of your local Jewish community. Two separate but concurrent studies are being conducted on behalf of the **Jewish Federation of Palm Beach County** and the **Jewish Federation of South Palm Beach County**. We would like to invite you to participate in a survey for one of these studies based on where you live. The survey is intended to help local Jewish organizations respond to the needs and interests of Jews in your community.

Over the next several weeks, you may receive a phone call about the study from our partners at the University of Washington. **If you receive a call, please answer!** We need to hear from people like you. The survey is completely voluntary; but its usefulness depends on honest answers and participation from members of the community. You will *not* be asked to donate money and your information will remain confidential. The survey will take about 25-30 minutes to complete. You must be at least 18 years old to participate.

If you prefer to do the survey on your own, you may do so online. **To complete the survey online, visit the following link and enter your access code. Please make sure you enter the link in your browser's address bar, not the search bar.**

**Link:** [www.sdrj.org/PBJCS](http://www.sdrj.org/PBJCS)

**Access Code:** [TOKEN]

If you have any questions about the survey, please call the research team at Brandeis at 781-736-2964 or email us at [commstudy@brandeis.edu](mailto:commstudy@brandeis.edu). If you would like to have the survey link emailed to you or schedule a time to complete the survey over the phone, please call 866-820-4627. You may also contact the Brandeis Committee for the Protection of Human Subjects (781-736-8133, [irb@brandeis.edu](mailto:irb@brandeis.edu)). This committee works to safeguard the interests of individuals who participate in Brandeis-sponsored research. Results from the study will be available at the end of the year.

Thank you in advance for your participation in this important research.

Janet Krasner Aronson, PhD  
Associate Director

Matthew Boxer, PhD  
Assistant Research Professor

**For more information about the survey, please see the reverse side of this page.**

For background information about how the Cohen Center conducts community studies, please visit our website, <http://www.brandeis.edu/ssri/communitystudies/faqsurvey.html>.

## WHO CAN I CONTACT AT THE JEWISH FEDERATION ABOUT THE SURVEY?

**To be in touch in with the Jewish Federation of South Palm Beach County** (for survey participants who live in Boca Raton, Delray Beach, or Highland Beach, or who live in Broward County but participate in Jewish organizations in these cities), contact Stacey Lipton, Director of Governance and Special Projects, at 561-852-6027 or by email at [staceyl@bocafed.org](mailto:staceyl@bocafed.org).

**To be in touch with the Jewish Federation of Palm Beach County** (for survey participants who live in the rest of Palm Beach County or in Martin County), contact Melissa Arden, Director of Community Planning, at 561-242-6654 or [Melissa.Ardon@jewishpalmbeach.org](mailto:Melissa.Ardon@jewishpalmbeach.org), or Ilan Hurvitz, Chief Planning Officer, at 561-242-6606 or [Ilan.Hurvitz@jewishpalmbeach.org](mailto:Ilan.Hurvitz@jewishpalmbeach.org).

## FREQUENTLY ASKED QUESTIONS ABOUT THE SURVEY

**Why did I receive an invitation to participate in the study?** You were chosen at random from a list the Cohen Center developed of households in the area.

**I'm not Jewish. Should I still complete the survey?** Please do. If there is anyone Jewish in your household, we would like to learn more about you. If not, answering a few brief questions will help us to estimate the number of Jewish and non-Jewish households that appear on our lists.

**I don't live in the area. Should I still complete the survey?** Please do. If you live in the area even for part of the year, we would like to learn more about you. If not, answering a few brief questions will help us to estimate the number of households that appear on our lists but don't live in the area.

**I'm not involved with the local Jewish community at all. Should I still complete the survey?** Absolutely. Everyone's opinions about the community are very valuable. We would like to understand all Jewish people in the community, regardless of their level of involvement.

**How will you protect my confidentiality?** All information collected through the survey is stored in secure password-protected files to which only the research team has access. No personal information will be released to any agency in your local Jewish community or any outside organization. At the end of the research, any information that could be used to identify participants in the research will be destroyed.

**What if I'm not available when you call?** Our partners at the University of Washington will call you several times over the next several weeks and will call back if you're not available. They will also send you emails periodically (if they have your address) that will include a link to your survey and your access code, making it easier for you to do the survey on your own if you choose to do so. Once the survey is completed or you ask us to leave you alone, the calls and emails will stop.

## Briefing materials for interviewers

*Interviewers received both written materials about the survey and formal training in best practices for collecting survey responses, the names and functions of Jewish institutions in South Palm Beach County, how to pronounce those names, and key terms they were likely to have to pronounce while asking survey questions or that they could expect to hear from respondents.*

### **2018 South Palm Beach County Community Study**

The contents of this file will help callers and supervisors for the 2018 South Palm Beach Jewish Community Study better understand the questions on the survey and respondents' answers. If you have any questions that are not addressed by the material in this file, please contact the Cohen Center for clarification.

Matthew Boxer, Principal Investigator  
Tel: (781) 736-3968  
Email: [mboxer@brandeis.edu](mailto:mboxer@brandeis.edu)

Janet Aronson, Project Manager  
Tel: (781) 736-2348  
Email: [jaronson@brandeis.edu](mailto:jaronson@brandeis.edu)

Cohen Center for Modern Jewish Studies  
Brandeis University, MS 014  
415 South Street  
Waltham, MA 02454-9110  
Web: [www.brandeis.edu/cmjs](http://www.brandeis.edu/cmjs)  
[southpalm@brandeis.edu](mailto:southpalm@brandeis.edu)

## Jewish Holidays Cheat Sheet

**Chanukah/Hanukkah** (**Ha**-noo-ka or **Kha**-noo-ka): Festival of Lights, usually celebrated in December. (Traditions: Lighting a menorah; eating jelly donuts and latkes; playing with dreidels.)

**High Holidays**: Also sometimes referred to as the “High Holy Days.” Refers to Rosh Hashanah and Yom Kippur (both defined below).

**Lag Ba’Omer** (**Lahg** bah-oh-mair): 33<sup>rd</sup> day of a seven-week period beginning on the second day of Passover and ending the day before Shavuot (both of which are defined below). Traditionally marks the end date of a plague that killed all but five of 24,000 students of a leading rabbi of the first and second centuries CE. Referred to as Lag La’Omer by Sephardic Jews. (Traditions: bonfires, carnivals, haircuts, weddings.)

**Passover** (In Hebrew: **Pay**-sakh): Celebrating the Israelites’ exodus from Egypt in Biblical times. (Traditions: Holding/attending seders [say-dair – ritual meals and Exodus story retellings]; eating matzah.) Observed in the spring.

**Purim** (**Poo**-rim or Poo-**reem**): Celebrating the foiling of a plot to kill the Jews of Persia. (Traditions: dressing in costumes; throwing parties; reading the Book of Esther.) Observed in the early spring.

**Rosh Hashanah** (Rosh Ha-sha-na – many possible pronunciations): The Jewish New Year, celebrated in the early fall. (Traditions: Blowing the shofar [ram’s horn]; eating apples and honey.)

**Shavuot** (Sha-voo-**oat** or Shuh-**voo**-iss): Festival of Weeks, celebrating the Israelites receiving of the Torah at Mt. Sinai. (Traditions: Eating cheesecake; staying up all night to learn Jewish texts.) Observed in the late spring/early summer.

**Simchat Torah** (Sim-**khaht** Toe-**rah** or Sim-khas Toe-rah): Often thought of as the last day of Sukkot; ending/beginning of Torah reading cycle. (Traditions: Dancing with Torah scrolls; large-scale celebration.)

**Sukkot** (Soo-**kote** or Suhk-iss): Festival of Booths, celebrated in the fall. Commemorates dwellings of Israelites during 40 years of wandering in the desert. (Traditions: Building/eating in huts or booths.)

**Tisha B’Av** (Ti-**shah** bi-Ahv or Ti-shah bi’Ahv): Day of mourning commemorating the destruction of the First and Second Temples in Jerusalem.

**Tu B’Shevat** (Too Bee-shvaht): Holiday of trees, celebrated sometime in mid-winter. (Traditions: Planting trees; eating nuts, dates, figs.)

**Yom Ha’Atzmaut** (Yome Ha-atz-ma-oot): Israel Independence Day, celebrated in the spring. (Traditions: Israel parades; Israel-themed parties.)

**Yom Ha’Shoah** (Yome Ha-**sho**-ah): Holocaust Remembrance Day, in memory of the 6 million Jews murdered during the Holocaust. Observed in the spring (April/May).

**Yom Kippur** (Yome Key-**poor** or Yome Kipper): Day of Atonement, celebrated in fall. (Traditions: 25 hours of fasting and prayer.)

## Hebrew/Yiddish Words Cheat Sheet

**Ashkenazi** (Ahsh-ke-**nah**-zee): Refers to Jews of Eastern and Central European descent. (See also Mizrahi and Sephardi.)

**Bar Mitzvah or Bat/Bas Mitzvah** (Bar **Mitts**-vah; Bot/Bahs **Mitts**-vah): Age at which a Jewish child is regarded as an adult under Jewish religious law. Boys have a Bar Mitzvah (literally “son of the commandments”), traditionally at age 13; girls have a Bat Mitzvah (literally “daughter of the commandments”), traditionally at age 12. Does not require a ceremony or celebration to mark the event, but in contemporary practice often has one.

**Bima** (**Bee**-mah): Generally a raised platform or stage in a synagogue from which prayers are led and the Torah is read.

**Brit Milah/Bris** (Breet Mee-**lah**/Bris): A Jewish circumcision that occurs when the baby boy is 8 days old.

**Chabad** (Kha-**bod**): A Jewish movement that is particularly active near college campuses. Known for outreach to non-religious Jews. Sometimes known as Lubavitch after the village of its origin in Western Russia.

**Challah** (Kha-**lah** or **kha**-lah): Braided loaf of bread traditionally eaten during Shabbat and holiday meals.

**Chametz** (**khuh**-mitz or kha-**metz**): Leavened foods that Jews are traditionally forbidden to consume or even own during Passover.

**Charoset** (kha-row-set): A traditional food eaten during Passover, traditionally made of either apples, walnuts, spices, and wine (in Ashkenazic families) or dates, apricots, raisins, almonds or pistachios, and wine (in Sephardic families).

**Chasidic/Hasidic** (Kha-**sid**-ick): Refers to any of a variety of forms of Orthodox Judaism that promotes spirituality through the internalization of Jewish mysticism. Chabad is the most widely recognized form of Chasidism today.

**Chavurah/Havurah** (Kha-voo-**rah**): A lay-organized Jewish prayer community. A havurah may not have an official building or rabbi, but will meet regularly for prayer.

**Haggadah** (huh-guh-duh): A book read during the seder (see below) to tell the story of Passover.

**Kaddish** (**Kah**-dish): Jewish prayer for the dead

**Kehilla** (Keh-hee-lah): Hebrew word for congregation or community

**Kiddush** (Kee-**doosh** or **kih**-dish): Jewish prayer over wine recited at the beginning of Shabbat and holidays, as well as at some special events (e.g., weddings)

**Ma'ariv** (Mah-ah-reev): Evening prayers.



**Matzah** (**mots-uh** or **mots-ah**): Unleavened bread. Traditionally eaten throughout Passover, though many Jews also eat it during the year.

**Mezuzah** (Meh-**zoo**-zah or meh-**zoo-zah**): An encased scroll of parchment put on the doorway of a Jewish home.

**Mincha** (**Min**-khah): Afternoon prayers.

**Minyan** (Meen-**yahn** or like minion): A Jewish prayer quorum needed to conduct services.

**Mizrahi** (Miz-**rah**-khee): Refers to Jews of Middle Eastern descent. (See also Ashkenazi and Sephardi.)

**Seder** (**seh**-dehr or **say**-der): Ritual meal on the first night (and, outside of Israel, traditionally also on the second night) of Passover, during which the story of Passover is told.

**Sephardi** (Seh-**far**-dee): Refers to Jews of Spanish descent. (See also Ashkenazi and Mizrahi.)

**Shabbat** (Shah-**bot**): Sabbath. Begins Friday night at sundown and ends Saturday night at sundown. Traditionally a day of rest. Many respondents may use the Yiddish pronunciation, **Shah**-biss.

**Shaharit** (**Shah**-hah-reet): Morning prayers.

**Shaliach** (Shah-**lee**-akh): Hebrew word for emissary, refers to an Israeli sent to live among a local Jewish community as a representative of Israel.

**Shivah** (**Shi**-vah): A seven-day period of mourning observed by the loved one's family. Friends and neighbors will bring over food and comfort the family during the week.

**Shtetl** (**Shteh**-tull): Typically refers to a small town with a large Jewish population in Eastern or Central Europe in the 19<sup>th</sup> and 20<sup>th</sup> centuries before World War II. In popular usage, may refer to a neighborhood with a disproportionate Jewish population. (Classic example: Fiddler on the Roof.)

**Shul** (Shool): Refers to a Jewish congregation, usually a synagogue.

**Siddur** (See-**duer** or sih-derr): A Jewish prayer book.

**Tallit** (Tah-**leet** or tah-liss): A Jewish prayer shawl, traditionally worn by men during certain prayers. In recent years, some women have begun wearing them too.

**Talmud** (**Tall**-mood): Central text of rabbinic Judaism, over 6,000 pages in length, containing teachings and opinions of thousands of rabbis on a wide variety of topics.

**Tikkun olam** (Tee-**koon** oh-**lahm**): Literally, repairing the world. Refers to shared sense of ethical responsibility to build a model society in which everyone is treated fairly and everyone's needs are met.

**Torah** (Toe-rah or toe-**rah**): Foundational text of Judaism; occasionally referred to in English as the Pentateuch or the Five Books of Moses.

**Tzedakah** (Tseh-**duh**-kuh or ts-dah-**kah**): Literally means justice or righteousness, but most commonly used to refer to charity. More generally, the religious obligation to conduct oneself according to norms of justice and propriety.

**Yahrzeit** (**Yar**-tzite): Anniversary of the death of a close relative (parent, sibling, spouse, or child). Literally means “time of year.” Often marked by lighting a special candle that burns all day and recitation of Kaddish in memory of the deceased.

**Yeshiva** (Yeh-**shee**-vah): An intensive academy of Jewish learning, typically deeply religious in orientation, that focuses primarily on traditional religious texts such as the Torah and Talmud. Plural form is yeshivot (yeh-shee-**vote**).

## Branches of Judaism

There is one section of the survey where respondents will be asked to identify themselves or members of their household with a “branch” of Judaism. Branches are denominational movements; membership in one movement or another typically suggests a certain level of religiosity, though there is also wide variation within movements. The main movements are referred to as:

- Orthodox
- Conservative
- Reconstructionist
- Reform

Of these, adherents to Orthodox Judaism tend to be most religiously conservative, while Reconstructionist and Reform Jews tend to be more progressive. (Note that Conservative Judaism should not be confused with political conservatism; many Conservative Jews are politically liberal.)

In addition to these movements, there are several other common responses given by respondents on Jewish surveys when asked about affiliation with a branch of Judaism:

- Humanistic: a nontheistic movement that defines Judaism in terms of culture and history
- Renewal: difficult to describe, but has origins in countercultural movements late 1960s and 1970s
- Secular/culturally Jewish: These respondents may prefer to identify as secular or cultural Jews rather than identifying with one of the main movements, which have more religious connotations.
- Just Jewish: Many respondents prefer not to identify with any given denomination or movement, saying instead that they are “just Jewish.”

Respondents may decide that none of these options fit them and provide a different response. For these respondents, type their response in the text box next to “Other.” Common “other” entries for this question include post-denominational, traditional, modern Orthodox, Chabad, and Conservadox (i.e., a combination of Conservative and Orthodox).

## General Jewish Communal Phrases and Organizations

**AIPAC (Ay-pack):** The American Israel Public Affairs Committee. A lobbying group that advocates pro-Israel policies to the US government.

**Antisemitism:** Prejudice, hatred of, or discrimination against Jews, individually or as a group, based on their Jewish national, ethnic, religious, or racial identity.

**BDS:** “Boycott, Divest, Sanction” – a movement dedicated toward applying economic pressure against the State of Israel to end its occupation of the West Bank and improve conditions for Palestinians. Prominent only in last several years. Often perceived as antisemitic.

**Day school:** Similar to Catholic school, a full-day program attended by Jewish children instead of public school in which students learn both secular subjects (e.g., English, math, science, social studies, etc.) and Jewish subjects (e.g., Hebrew, Jewish history, theology, etc.).

**Hadassah (Huh-dah-suh):** The Women’s Zionist Organization of America. Volunteer organization that promotes ties to Israel. Best known as a leading supporter of medical research.

**Hillel (Hill-el):** Shorthand for Hillel: The Foundation for Jewish Campus Life. Largest Jewish college campus-based organization in the world, serving over 550 colleges and universities throughout the world but primarily in North America.

**Hebrew school:** Supplementary Jewish educational program attended by children between one and four times a week, generally after school or on weekends, in order to teach them about Jewish religious life, culture, and history. Sometimes referred to as “supplementary school,” “Sunday school,” or “religious school.”

**J Street:** An advocacy group that describes itself as left-wing, pro-Israel, and in favour of a peaceful settlement of the Israeli-Palestinian conflict. Its collegiate arm is known as J Street U.

**Jewish National Fund:** JNF. A charitable Zionist organization that primarily manages significant land holdings and large infrastructure projects in Israel.

**Jewish War Veterans:** An organization of Jewish veterans who served in the US armed forces during times of war. The local posts in Palm Beach County are Posts 440, 501, 502, and 684.

**ORT** (pronounced as a word, rhymes with “sort”): A global Jewish charity that primarily funds educational programs, vocational training, and social development for Jews and non-Jews around the world.

**PJ Library:** Organization that mails Jewish children’s books and music each month to families across the country.

**Taglit-Birthright Israel (Tahg-leet):** A program that provides a free ten-day educational tour of Israel for qualified, self-identified Jewish young adults between the ages of 18 and 26. Largest Jewish educational program in the world; over 350,000 participants since 1999. (Now known solely as Birthright Israel, but some participants will still refer to it as Taglit.)

**Three pillars of Judaism:** A reference, generally from more religious Jews, to a section of the Talmud that says the world rests on three things: Torah study, ritual observance, and acts of kindness.

**Zionism:** National political movement of the Jewish people in support of a Jewish national homeland in the Land of Israel.

**Zionist Organization of America:** ZOA. A prominent American pro-Israel advocacy group and primary representative of American Jews to the World Zionist Organization.

## **South Palm Beach County Jewish Community Organizations Cheat Sheet**

**Donna Klein Jewish Academy**

**Hadar High School for Girls (Hah-dar)**

**Katz Hillel Day School (Hill-el)**

**Katz Yeshiva High School (Yeh-shee-vah)**

**Torah Academy (Toe-rah or Toe-rah)**

**Yeshiva Tiferes Torah (Yeh-shee-vah Teef-Eh-ress Toe-rah)**

**Adolph & Rose Levis Jewish Community Center**

**Betty & Marvin Zale Early Childhood Learning Center at the Levis JCC**

**Sandler Center for Jewish Life Enhancement**

**Adolph & Rose Levis Alzheimer & Adult Day Care Center**

**American Friends of The Hebrew University**

**American Friends of Magen David Adom (Mah-gen Dah-veed Ah-dohm)**

**American Jewish Committee (AJC)**

**American Technion Society (Tekh-nee-on)**

**Anti-Defamation League (ADL)**

**BBYO**

**David Project**

**Delray Eruv Society (Ay-roov or Eh-roov)**

**Florida Atlantic University (FAU) Center for Holocaust & Human Rights Education**

**Friends of the Israel Defence Forces (FIDF)**

**Friendship Circle of North Broward & South Palm Beach**

**Hadassah, The Women's Zionist Organization of America (Huh-dah-suh)**

**Hidden Sparks**

**Hillel of Broward & Palm Beach (Hill-el)**

**Hillel of University of Central Florida (UCF) (Hill-el)**

**Hillel of University of Florida (Hill-el)**

**Hillel of Florida State University (FSU) (Hill-el)**

**Holocaust Documentation & Education Center**

**Jewish Adoption & Family Care Options (JAFCO)**

**Jewish Association for Residential Care (JARC)**

**Jewish Education Center of South Florida (JECSFL)**

**Jscreen Genetic Screening**

**Keshet (Keh-shet)**

**Liumi (Lee-oooh-mee)**

**Moishe House (Moy-sheh)**

**NCSY/JSU**

**Next Generations**

**North American Federation of Temple Youth (NFTY) (“Nifty”)**

**Ruth & Norman Rales Jewish Family Services**

**Jacobson Family Food Pantry**

**Weisman Delray Community Center**

**Sharsheret (Shar-sheh-ret)**

**Sanai Residence (Sai-nai)**

**Stand With Us**

**The Flame Society**

**The Jewish Federation of South Palm Beach County**

**United Synagogue Youth (USY)**

**Victor Center for the Prevention of Jewish Genetic Diseases**

**Yachad** (Yah-khod)



## List of South Palm Beach County Jewish Congregations

Please note that this may not be an exhaustive list but rather the list of congregations we expect respondents are most likely to identify as congregations of which they are members in South Palm Beach County. Each congregation is identified by the denomination with which it is affiliated, but each is also open to individuals and households of other denominations.

**Anshei Emuna Congregation (An-shay Eh-moo-nuh)** – Orthodox

**Beth Ami Congregation (Ah-mee)** – Conservative

**B'nai Torah Congregation (Bi-nay)** – Conservative

**Boca Jewish Center** – Orthodox

**Boca Raton Synagogue** – Orthodox

**Boca Raton Synagogue West** – Orthodox

**Chabad Israeli Center (Kha-bod)** – Orthodox, but, like the other Chabads, reaches out to all denominations and levels of observance

**Chabad of Central Boca Raton (Kha-bod)** – Orthodox

**Chabad of Delray Beach (Kha-bod)** – Orthodox

**Chabad of East Boca Raton (Kha-bod)** – Orthodox

**Chabad of West Boca Raton (Kha-bod)** – Orthodox

**Chabad Student Center (Kha-bod)** – Orthodox

**Congregation B'nai Israel (Bi-nay)** – Reform

**Congregation Beit Kulam (Bait Koo-lom)** – Reform

**Congregation Shaarei Kodesh (Shah-ar-ay Koe-desh)** – Conservative

**Congregation Torah Ohr (Toe-rah Ohr)** – Orthodox

**Delray Orthodox Synagogue** – Orthodox

**East Boca Kehilla (Ki-hee-lah or Ki-hee-lah)** – Orthodox

**Neshamah Institute (Ni-shah-mah)** – Independent

**Temple Anshei Shalom (An-shay Shah-lome) – Conservative**

**Temple Beth El of Boca Raton (El) – Reform**

**Temple Beth Shalom (Shah-lome) – Beth Shalom**

**Temple Beth Shira (Shee-rah) – Reform**

**Temple Sinai of Palm Beach County (Sai-nai) – Reform**

**Young Israel of Boca Raton – Orthodox**

## Additional Resources

The links on this page are provided for anyone who wishes to learn more about this study or related research.

- 1) *A Portrait of Jewish Americans: Findings from a Pew Research Center Survey of U.S. Jews (2013)*,  
<http://www.pewforum.org/files/2013/10/jewish-american-full-report-for-web.pdf>

The most recent large scale, nationally representative study of the US Jewish population; several Cohen Center researchers advised the Pew Research Center on the methodology and instrument.

- 2) *The 2015 Greater Boston Jewish Community Study (2016)*,  
<http://www.brandeis.edu/ssri/communitystudies/boston.html>

A recent Jewish community study conducted by the Cohen Center. Illustrates the kind of analysis we will do with the data collected for this study.

- 3) Judaism 101, <http://www.jewfaq.org/index.shtml>

An online encyclopedia of Judaism, primarily from an Orthodox viewpoint.

- 4) MyJewishLearning.com, <https://www.myjewishlearning.com/>

Another online encyclopedia of Judaism, from a nondenominational orientation.

## Appendix G: Maps

The maps in this appendix are dot density maps, a type of map that uses dots to illustrate the presence of a specified feature or phenomenon. In this case, the maps provide a simple way to visualize the distribution of the Jewish population of South Palm Beach County. The maps show the distribution of all Jewish households and/or individuals, seasonal and year-round residents, age groups, and engagement groups.

Each map indicates the number of households or individuals represented by each dot. For all maps, each dot is randomly placed within the ZIP code in which the represented households or individuals reside. Regardless of the precise placement of any given dot, it should not be understood to represent any particular household.

Figure G1. Dot Density Map of Jewish Households in South Palm Beach

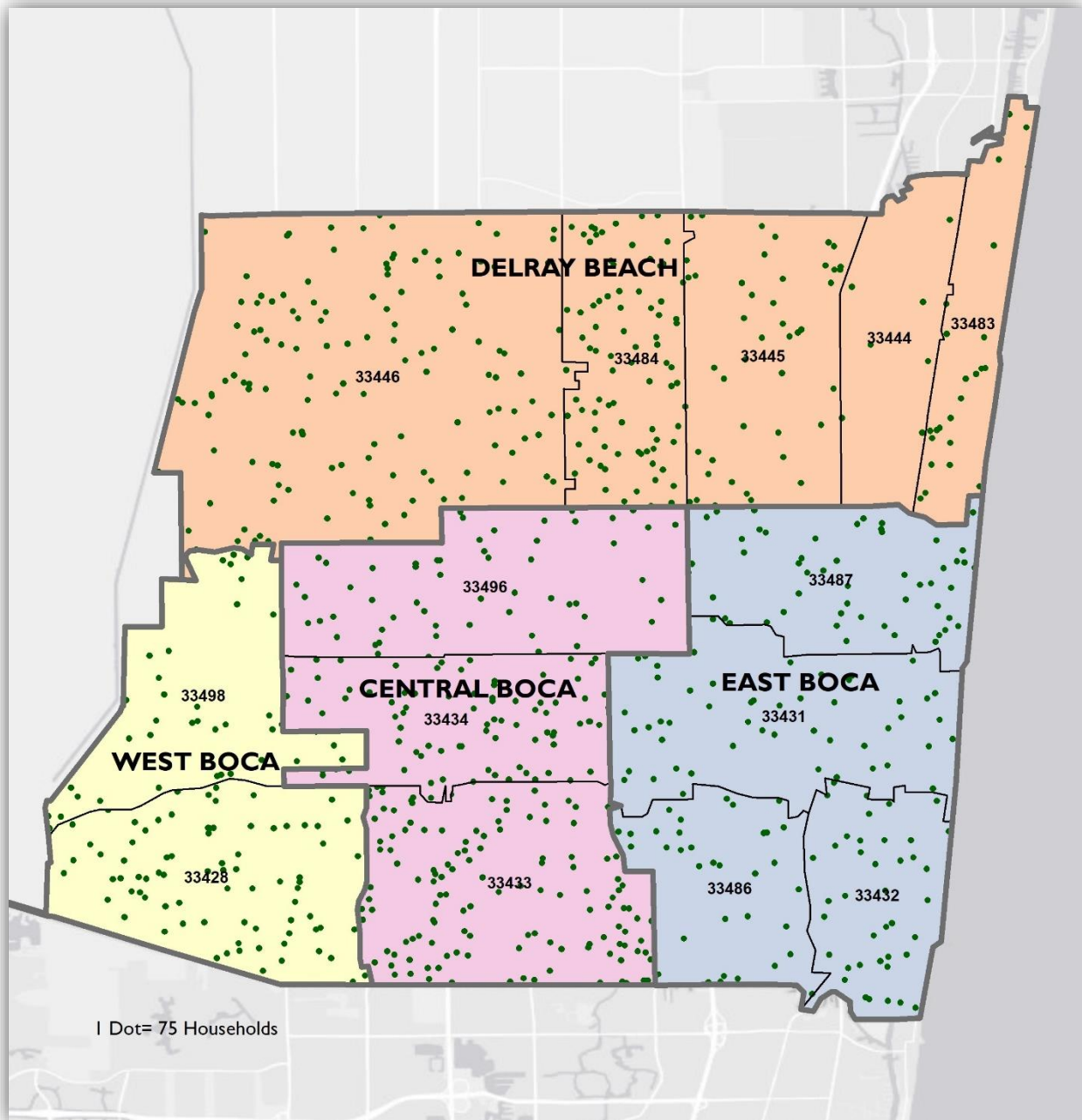


Figure G2. Dot Density Map of Jewish Adult Individuals in South Palm Beach

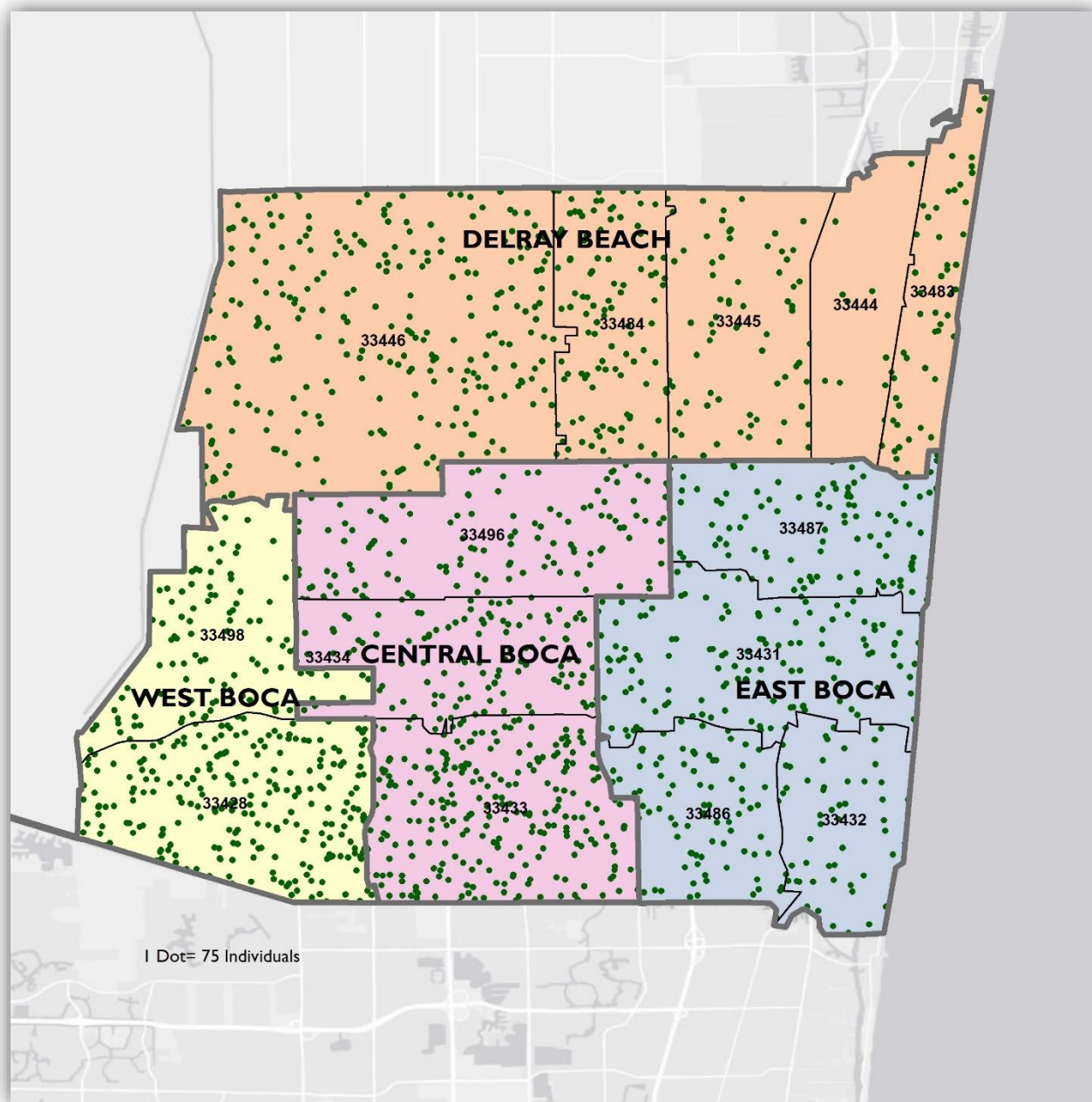


Figure G3. Dot Density Map of Seasonal and Year-Round Households in South Palm Beach

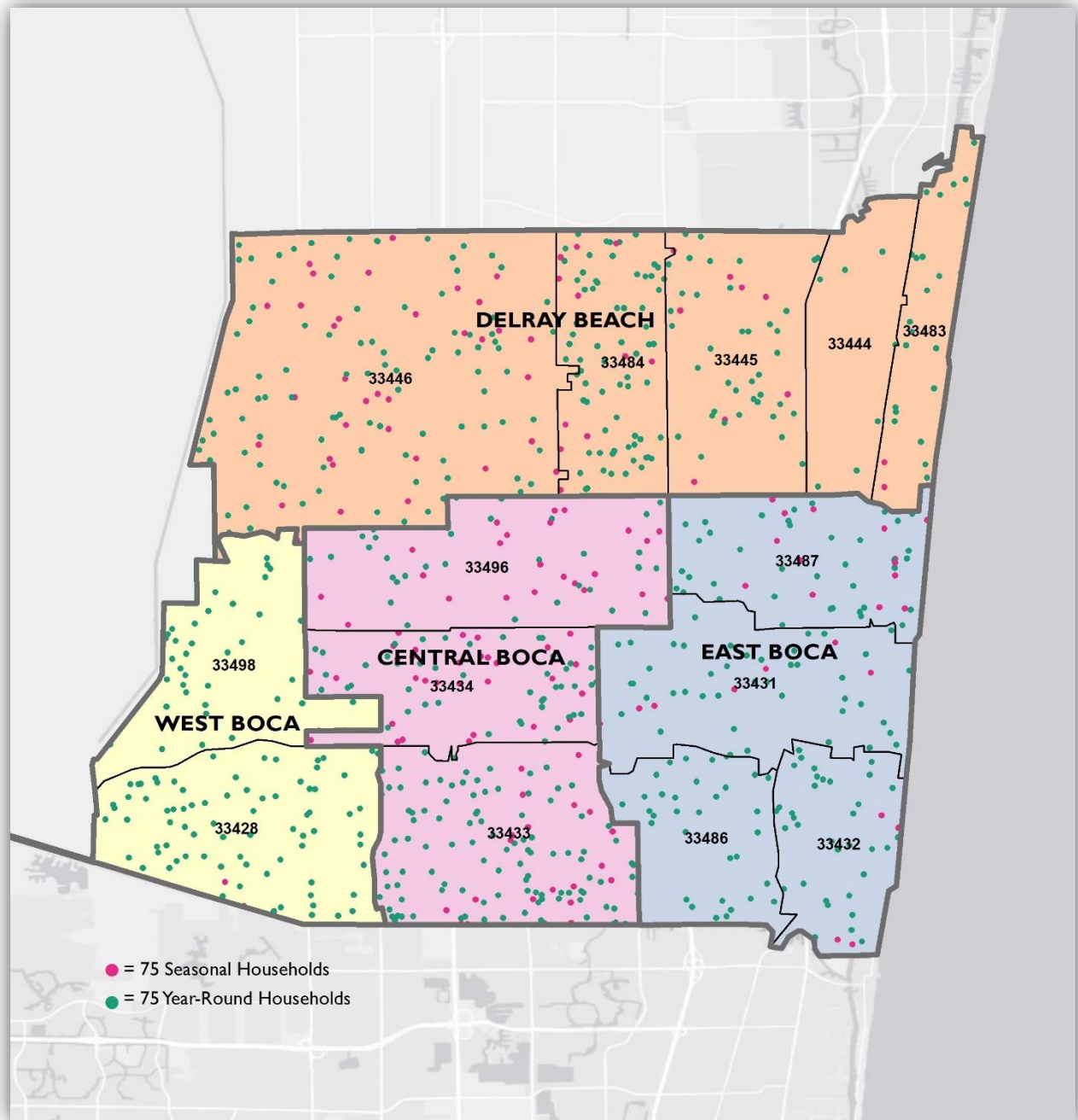




Figure G4. Dot Density Map of Age Groups in South Palm Beach

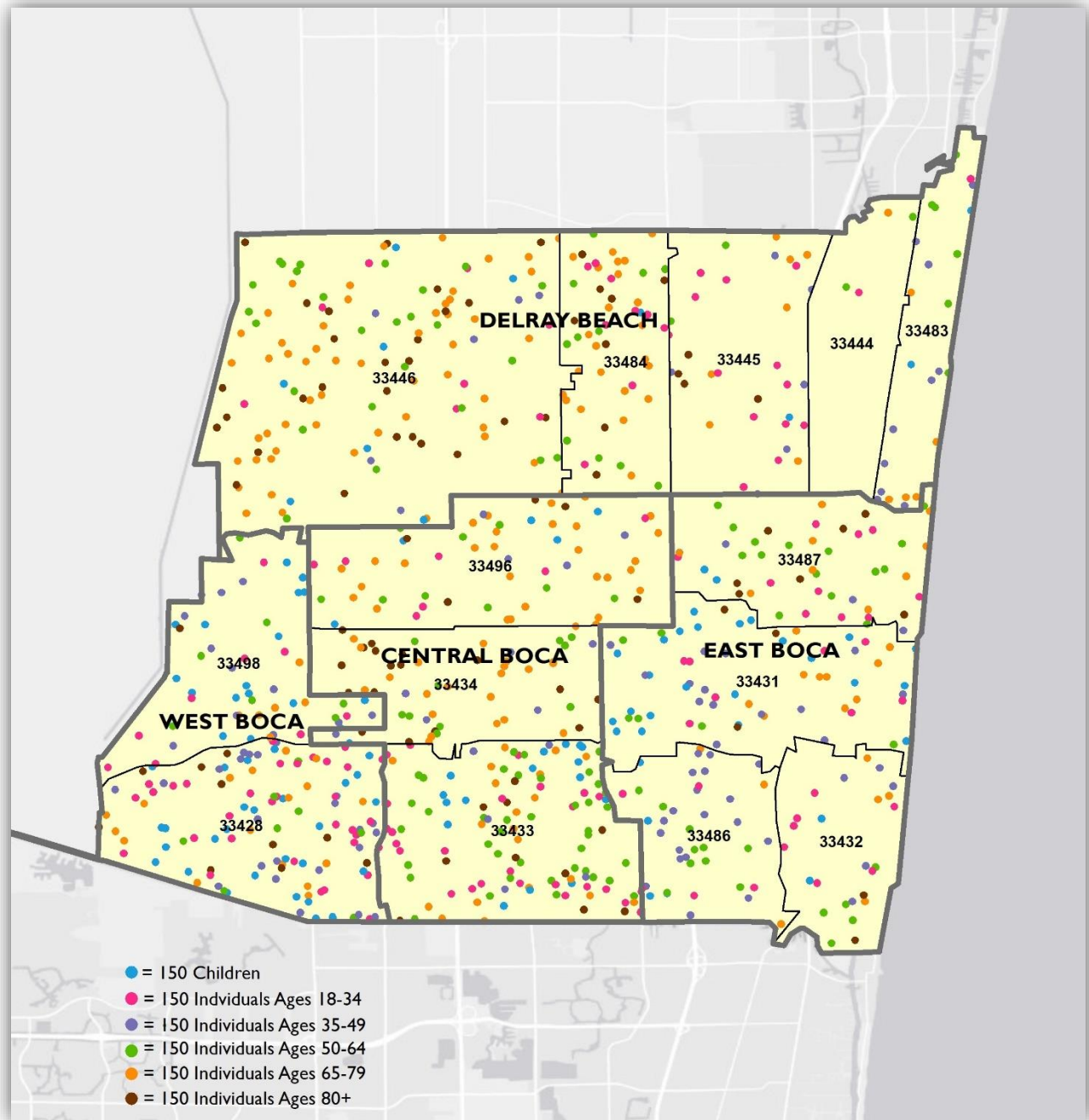




Figure G5. Dot Density Map of Individual Engagement in South Palm Beach

